



Furniture fittings from Blum

Quality of motion for your furniture

www.blum.com

 **blum**[®]





Blum

1

Lift systems

Hinge systems

Box systems

Runner systems

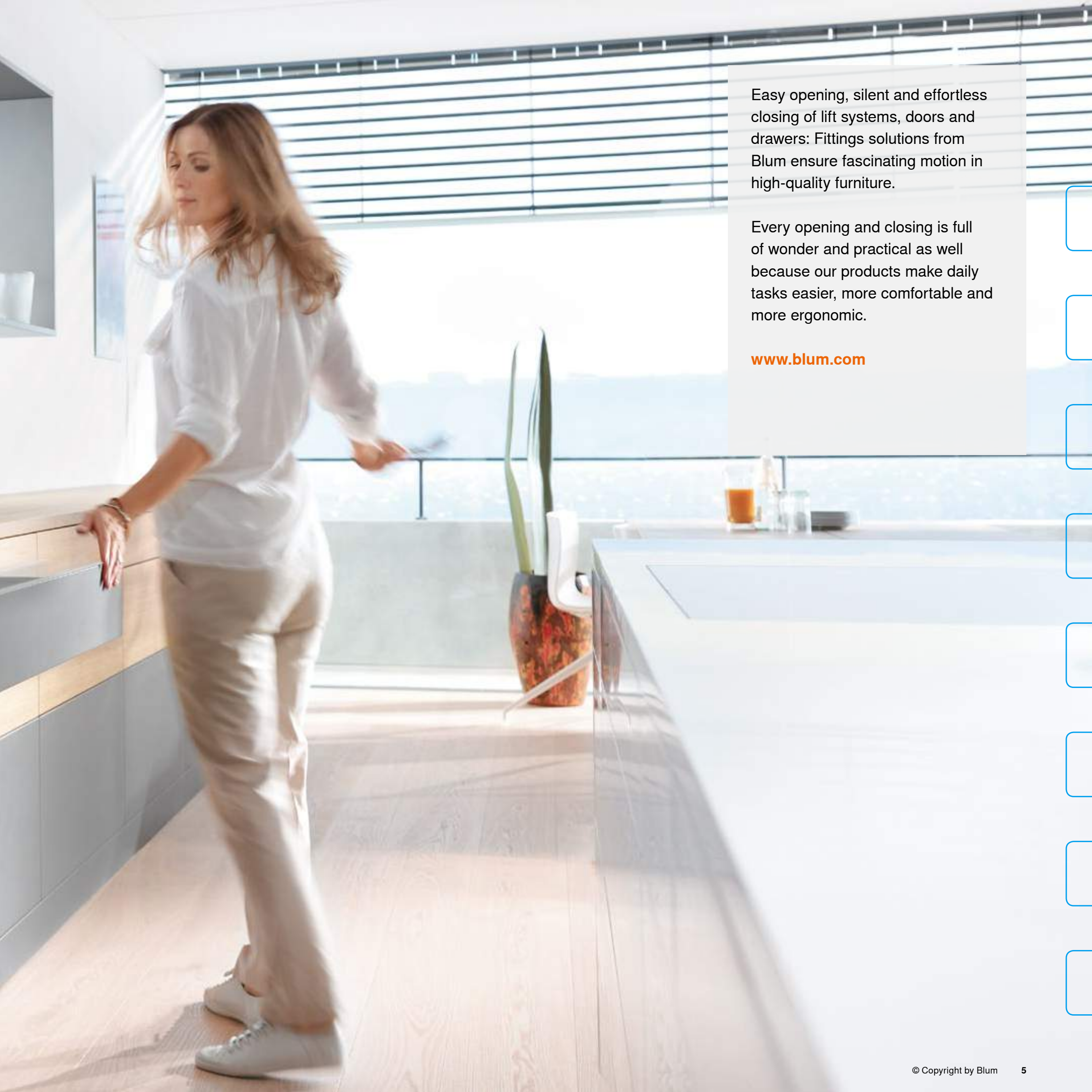
Inner dividing systems

Motion technologies

Kitchens

Living worlds





Easy opening, silent and effortless closing of lift systems, doors and drawers: Fittings solutions from Blum ensure fascinating motion in high-quality furniture.

Every opening and closing is full of wonder and practical as well because our products make daily tasks easier, more comfortable and more ergonomic.

www.blum.com

Blum

Blum was founded by Julius Blum more than 60 years ago and today is a family-owned company that operates on an international scale. Its strategic business fields include lift, hinge and pull-out systems. All of the company's product developments focus on perfecting motion.





Design is much more than just an attractive appearance

Form, function and the focus on perfecting motion are, and always have been, inextricably linked at Blum. This means that Blum products turn the use of high-quality furniture into a true experience and provide the ideal fitting solution for every home. Blum incorporates current design trends, personal preferences and functional furniture use. International design experts have recognised and highlighted this many times.



Quality proves itself every day

Lift, hinge, box, runner and inner dividing systems from Blum are characterised by their high quality. This is guaranteed by comprehensive material and load bearing tests. The results are then incorporated directly into the development and manufacture of our products. Blum's products and fitting solutions are known for their sophisticated function and award-winning design and bring quality of motion into every living area.



Innovations for quality workmanship

Carpentry is a valued craft, of which Blum is well aware. Blum provides innovative fitting solutions to ensure the relationship between furniture manufacturer, user and furniture works perfectly, and that it is also possible to implement unusual ideas individually. Thanks to BLUMOTION for silent and effortless closing, slamming doors, for example, are a thing of the past. In addition, the TIP-ON mechanical opening support system, and SERVO-DRIVE for electrically supported opening are also perfectly suited to implementing handle-less furniture throughout the entire living area.



Our contribution to the environment

Blum is very concerned with minimising the company's impact on the environment. Standards such as intelligent, optimised use of materials, the growing use of alternative energy sources and environmentally friendly processes have been introduced specifically for this purpose. For Blum, responsible ecological behaviour begins with making good use of resources, both out of love for the world and for the benefit of future generations.



Lift systems for enhanced freedom of movement

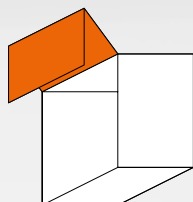


High quality of motion in any wall cabinet with AVENTOS

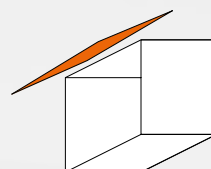
- Highest quality of motion when operating lift systems
- Lift system swings out of the area of motion, can remain open while working
- Handle can still be reached thanks to variable stop
- Closes silently and effortlessly with the integrated dampening of BLUMOTION
- Choice of cover cap in grey or white
- Also suitable for mitred and rebated applications



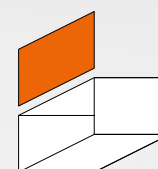
AVENTOS HF
Bi-fold lift system



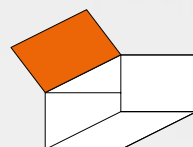
AVENTOS HS
Up & over lift system



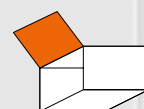
AVENTOS HL
Lift up



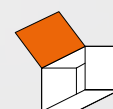
AVENTOS HK
Stay lift



AVENTOS HK-S
Small stay lift

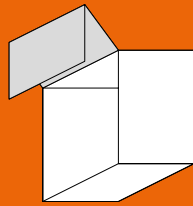


AVENTOS HK-XS
Small stay lift




AVENTOS HF

For bi-fold lift systems



blum

- Maximum freedom of movement and excellent access to cabinet interior
- New design freedom for, asymmetrical, as an example, extremely wide or even high fronts
- Highest quality of motion with the electrical motion support system SERVO-DRIVE, for opening with a light touch and closing at the press of a button
- Closes silently and effortlessly with integrated BLUMOTION

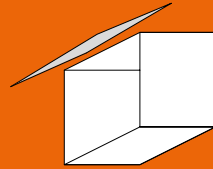


BLUMOTION
by Blum

SERVO-DRIVE
by Blum

AVENTOS HS

For up & over lift systems



blum

- Maximum freedom of movement and excellent access to cabinet interior
- Nice motion: the front swings up and over the cabinet
- New design freedom for single-piece and large fronts, for cornices or crown mouldings
- Highest quality of motion with the electrical motion support system SERVO-DRIVE, for opening with a light touch and closing at the press of a button
- Closes silently and effortlessly with integrated BLUMOTION




BLUMOTION
by Blum

SERVO-DRIVE
by Blum

AVENTOS HL

For lift ups



blum

- Harmonious motion: the front lifts up vertically
- For use in high cabinets and wall cabinets with overlying fronts
- Highest quality of motion with the electrical motion support system SERVO-DRIVE, for opening with a light touch and closing at the press of a button
- Closes silently and effortlessly with integrated BLUMOTION

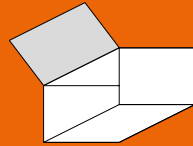


BLUMOTION
by Blum

SERVO-DRIVE
by Blum

AVENTOS HK

For stay lifts



blum

- Maximum freedom of movement and good access
- Low upward space requirement
- Extremely wide fronts can also be implemented
- Highest quality of motion with the electrical motion support system SERVO-DRIVE, for opening with a light touch and closing at the press of a button
- Closes silently and effortlessly with integrated BLUMOTION
- Handle-less furniture is also an option with mechanical opening support system TIP-ON



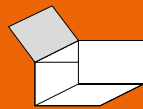
BLUMOTION
by Blum

SERVO-DRIVE
by Blum

TIP-ON
by Blum


AVENTOS HK-S

For small stay lifts



blum

- Maximum freedom of movement and excellent access to cabinet interior
- High quality of motion for small lift systems
- Low upward space requirement
- Practical for use in appliance cabinets
- Handle-less furniture is also an option with mechanical opening support system TIP-ON

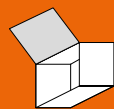


BLUMOTION
by Blum

TIP-ON
by Blum


AVENTOS HK-XS

For small stay lifts



blum

- Maximum freedom of movement and excellent access to cabinet interior
- High quality of motion for small lift systems
- Low space requirement to the rear
- Handle-less fronts can be implemented with the TIP-ON mechanical opening support system
- Silent and effortless closing thanks to CLIP top BLUMOTION hinges
- Practical for implementation above the extractor



BLUMOTION
by Blum

TIP-ON
by Blum

Hinge systems



CLIP top

Only the best for doors with CLIP top hinges

- The right hinge for every door
- High quality – for the lifetime of the furniture
- Closes silently and effortlessly with integrated BLUMOTION
- Handle-less furniture can be implemented using the TIP-ON mechanical opening support system – simply push to close
- Beautiful, exact gap layout thanks to excellent adjustment technology



CLIP top BLUMOTION

CLIP top BLUMOTION

The secret's inside

 **blum**





- Multiple international awards for design excellence
- Closes silently and effortlessly with the integrated dampening of BLUMOTION
- Decreases noise in your living environment significantly and makes closing noticeably softer

BLUMOTION
by Blum

TIP-ON
by Blum



- The right hinge for every door
- Easy access to the cabinet interior thanks to a large opening angle
- Optional for CLIP top hinges: BLUMOTION to clip on, screw on or drill in
- For handle-less fronts: the mechanical opening support system TIP-ON
- Consistent use even with mirrored and glass fronts thanks to CRISTALLO adhesion plate



Box systems



LEGRABOX

One programme. Four lines.

- Good overview and access into the farthest corner thanks to full extensions
- High quality of motion thanks to feather-light glide
- Closes silently and effortlessly with integrated dampening
- Outstanding quality thanks to high-quality materials

TANDEMBOX antaro



TANDEMBOX intivo



TANDEMBOX plus

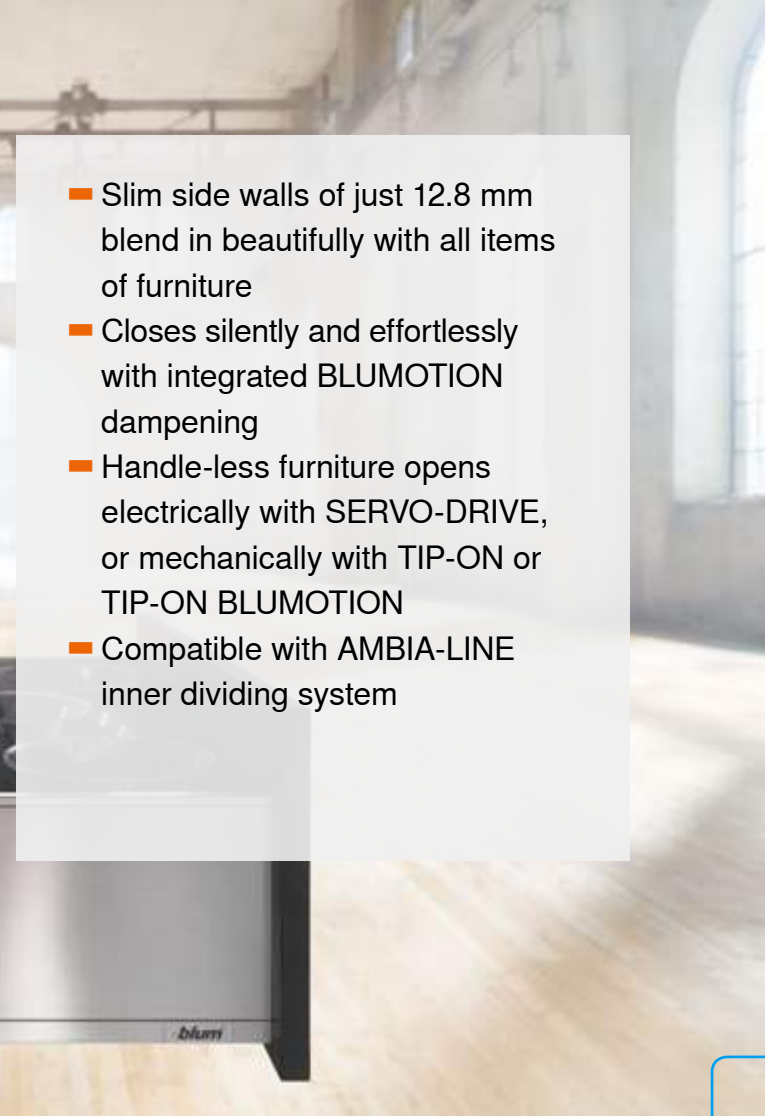
LEGRABOX

Experience Elegance

 **blum**



➤ View LEGRABOX film
[www.blum.com/
trailerlegrabox](http://www.blum.com/trailerlegrabox)



- Slim side walls of just 12.8 mm blend in beautifully with all items of furniture
- Closes silently and effortlessly with integrated BLUMOTION dampening
- Handle-less furniture opens electrically with SERVO-DRIVE, or mechanically with TIP-ON or TIP-ON BLUMOTION
- Compatible with AMBIA-LINE inner dividing system



BLUMOTION
by Blum

SERVO-DRIVE
by Blum

**TIP-ON
BLUMOTION**
by Blum

TIP-ON
by Blum

- High-quality solutions for all living areas
- Available in terra black matt, orion grey matt, silk white matt, stainless steel (anti-fingerprint)



blum



TANDEMBOX antaro

The minimalist line

 **blum**

- Clear design: The rectangular gallery is typical of this line
- Consistent colours in silk white, terra black, white aluminium or stainless steel
- Open side panel with gallery or closed with design element made of glass, metal or individual option (e.g. wood)
- Handle-less furniture opens electrically with SERVO-DRIVE, or mechanically with TIP-ON or TIP-ON BLUMOTION



BLUMOTION
by Blum

SERVO-DRIVE
by Blum

**TIP-ON
BLUMOTION**
by Blum

TIP-ON
by Blum

- Versatile application options:
high fronted pull-out, inner pull-out,
drawer and inner drawer
- ORGA-LINE inner dividing system
in colour suited to high fronted
pull-out
- Impressive quality through high
stability and load bearing capacity





TANDEMBOX intivo

Always different, always unique

blum



➤ Visit the design
configurator:
<http://myintivo.blum.com>



- More storage space thanks to high, closed drawer sides
- Design pull-outs individually suited to a piece of furniture and living style
- For beautifully designed furniture – inside and outside
- For handle-less furniture: open electrically with SERVO-DRIVE, or mechanically with TIP-ON or TIP-ON BLUMOTION

BLUMOTION
by Blum

SERVO-DRIVE
by Blum

**TIP-ON
BLUMOTION**
by Blum

TIP-ON
by Blum

TANDEMBOX plus

The versatile line

blum

- The round gallery is typical of this line
- Available in white or grey with uniform grey plastic parts
- Option of open side panel with gallery and/or double gallery, or closed with BOXSIDE
- For handle-less furniture: open electrically with SERVO-DRIVE, or mechanically with TIP-ON



BLUMOTION
by Blum

SERVO-DRIVE
by Blum

**TIP-ON
BLUMOTION**
by Blum


TIP-ON
by Blum

- Versatile application options:
high fronted pull-out, inner pull-out,
drawer and inner drawer
- ORGA-LINE inner dividing system
in colour suited to high fronted
pull-out
- For clever storage solutions such
as Blum's SPACE TOWER larder
unit
- Impressive quality through high
stability and load bearing capacity

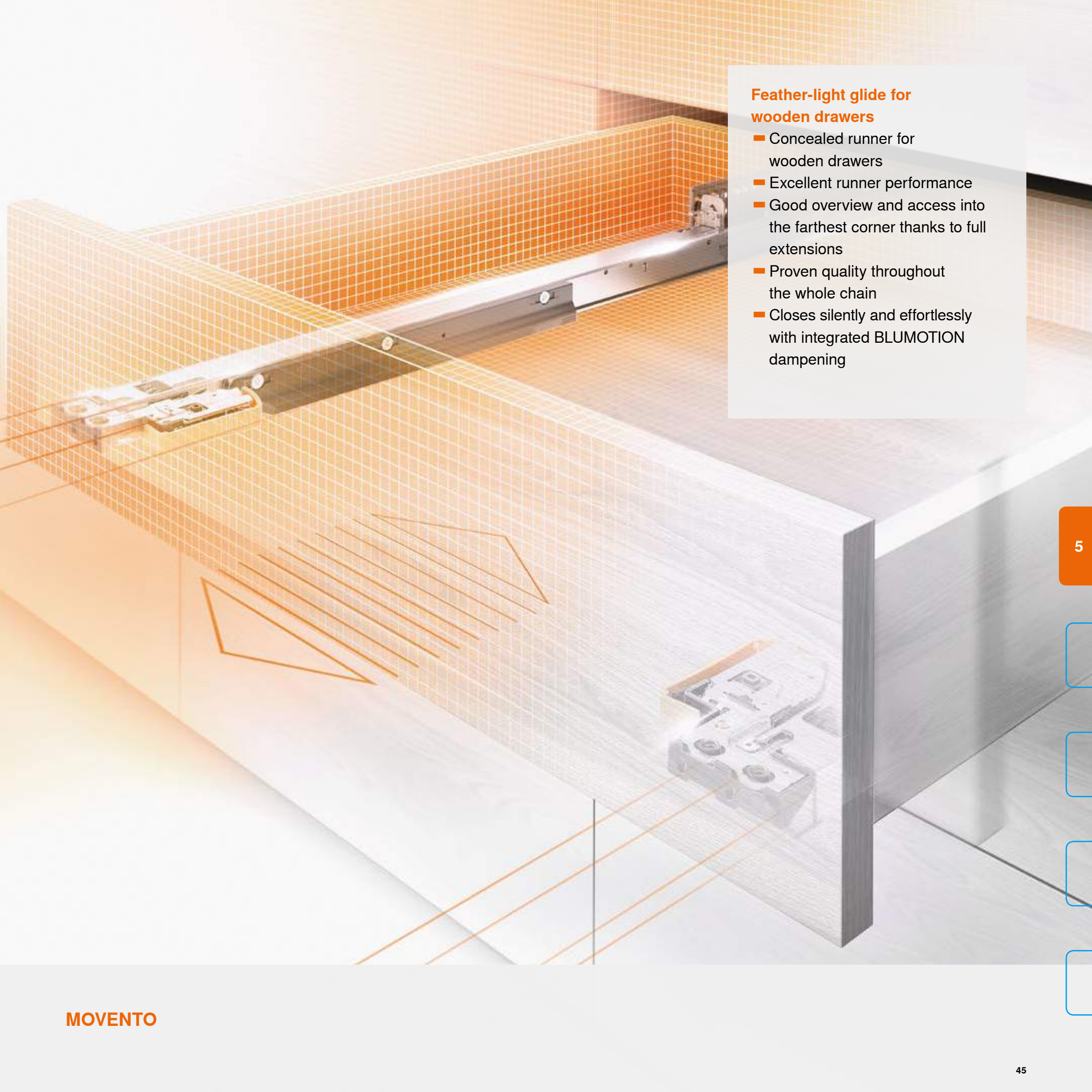




Runner systems



TANDEM



Feather-light glide for wooden drawers

- Concealed runner for wooden drawers
- Excellent runner performance
- Good overview and access into the farthest corner thanks to full extensions
- Proven quality throughout the whole chain
- Closes silently and effortlessly with integrated BLUMOTION dampening

MOVENTO

The evolution of motion

blum





- Concealed runner with excellent running characteristics
- High quality, load bearing capacity and stability at 40 kg or 60 kg
- Tangible ease of opening, even with heavily loaded pull-outs
- Enables a wealth of design trends for a wide range of furniture in all living areas
- Handle-less furniture opens electrically with SERVO-DRIVE, or mechanically with TIP-ON or TIP-ON BLUMOTION



BLUMOTION
by Blum

SERVO-DRIVE
by Blum

**TIP-ON
BLUMOTION**
by Blum

TIP-ON
by Blum

TANDEM

Smooth Practical Everywhere

blum





- Concealed drawer runner with proven smooth running action
- High quality and load bearing capacity up to 30 kg or 50 kg
- Can be implemented in all living areas as a single or full extension
- For handle-less furniture: open electrically with SERVO-DRIVE, or mechanically with TIP-ON



BLUMOTION
by Blum

SERVO-DRIVE
by Blum

TIP-ON
by Blum

Inner dividing systems



AMBIA-LINE for LEGRABOX



Perfectly tidy drawers and pull-outs

- Everything where it should be and immediately to hand
- Easy access to storage items
- Can be combined with handy kitchen accessories
- High quality and outstanding design
- Matches the box system in question

AMBIA-LINE for LEGRABOX

Organisation at its best

 **blum**



➤ View AMBIA-LINE film
[www.blum.com/
trailerambialine](http://www.blum.com/trailerambialine)



- Slim, linear design
- Frames can be positioned as desired
- Cutlery insert with containers in Softtouch coating
- Can be implemented in any living area
- Available in steel or wood décors



AMBIA-LINE

Kitchen accessories

 **blum**





- Easy handling of plastic wrap and aluminium foil thanks to the AMBIA-LINE foil dispenser
- Safe storage of knives in the AMBIA-LINE knife holder
- Ideal storage for plates in the pull-out with the Blum plate holder
- Spices of all sizes are clearly stored in the AMBIA-LINE spice holder



ORGA-LINE for TANDEMBOX

Many practical advantages

blum


- High-quality utensil dividers and containers made from stainless steel, easy to clean
- Flexible use of containers
- Filled or partially filled sets
- Flexibly adjustable longside and cross dividers
- Stable dividing wall as longside divider



ORGA-LINE

Kitchen accessories

 **blum**



- Easy handling of plastic wrap and aluminium foil thanks to the ORGA-LINE foil dispenser
- Ideal storage for plates in the pull-out with the Blum plate holder
- Safe storage of up to nine knives in the ORGA-LINE knife holder
- Spices of all sizes are clearly stored in the ORGA-LINE spice holder



Motion technologies



Every Blum product comes with fascinating quality of motion

- Blum motion technologies enable a wide range of new design options
- Makes furniture easier, more practical and more convenient to use

**BLUMOTION –
furniture closes silently and effortlessly**



SERVO-DRIVE –
the electrical motion support system



TIP-ON BLUMOTION – the mechanical opening support system
with silent and effortless closing



TIP-ON – the mechanical
opening support system

BLUMOTION

Silent and effortless closing

 **blum**

- The dampening system for silent and effortless closing
- BLUMOTION always closes silently and effortlessly regardless of weight and closing force
- Integrated into drawers, doors and lift systems
- Reliable and safe closing – quality for the lifetime of the furniture

 **blum**



SERVO-DRIVE

The electric motion support system

blum

- Electrical motion support system for handle-less furniture
- Design freedom with high quality of motion
- Especially practical when you don't have a hand free: open by tapping with the hip, knee or foot
- Lift systems are closed via the ergonomic switch, which is within easy reach
- Available with BLUMOTION for silent and effortless closing action
- Simple to try on a pull-out: SERVO-DRIVE uno, the individual set which is easy to install
- Specifically for built-in, handle-less refrigerators: SERVO-DRIVE flex



BLUMOTION
by Blum
SERVO-DRIVE
by Blum

TIP-ON BLUMOTION

Two functions – fascinatingly combined

 **blum**





- Mechanical opening support system for handle-less furniture
- Fascinating combination: Drawers open with just a light touch and close silently and effortlessly thanks to BLUMOTION
- Even if the front is pulled open or pushed closed, the mechanism remains fully functional



**TIP-ON
BLUMOTION**
by Blum

TIP-ON

The mechanical opening support system

blum

- Mechanical opening support system for handle-less fronts
- Drawers, lift systems and doors open with just a light touch
- Furniture closes securely with just a press
- Even if the front is pulled open, the mechanism remains fully functional



BLUMOTION
by Blum

TIP-ON
by Blum



Blum motion technologies are available for the following fittings systems:

Motion technologies	BLUMOTION	SERVO-DRIVE ¹	TIP-ON BLUMOTION ¹	TIP-ON ²
Lift systems	■	■		■ ³
Hinge systems	■			■
Box systems	■	■	■	■
Runner systems	■	■	■	■

¹⁾ Can be combined with BLUMOTION
²⁾ Cannot be combined with BLUMOTION
³⁾ Only available for AVENTOS HK, HK-S and HK-XS



Box systems	BLUMOTION					TIP-ON BLUMOTION				TIP-ON				
	30 kg	40 kg	50 kg	65 kg	70 kg	30 kg	40 kg	65 kg	70 kg	20 kg	30 kg	40 kg	50 kg	70 kg
LEGRABOX nominal lengths in mm		270 – 600			450 – 600		270 – 600		450 – 650			270 – 600		450 – 600
TANDEMBOX nominal lengths in mm	270 – 550		450 – 650	450 – 650		270 – 600		450 – 650		270 – 300	350 – 400		450 – 650	

Runner systems	BLUMOTION				TIP-ON BLUMOTION		TIP-ON			
	30 kg	40 kg	50 kg	60 kg	40 kg	60 kg	30 kg	40 kg	50 kg	60 kg
MOVENTO nominal lengths in mm		250 – 600		450 – 750	270 – 600	450 – 750		250 – 600		450 – 750
TANDEM full extension nominal lengths in mm	250 – 600		450 – 750				250 – 600		450 – 750	
TANDEM single extension nominal lengths in mm	260 – 560						260 – 560			

Kitchens



DYNAMIC SPACE – ideas for practical kitchens



Practical cabinet solutions



Innovative motion technologies



Clever interior organisation



High-quality fittings systems

DYNAMIC SPACE

Ideas for practical kitchens

blum



Ideas from Blum
for practical kitchens



➤ Blum ideas
www.blum.com/ideas



Beautiful and practical kitchens that prove themselves every day. Features of practical kitchens include

- Optimal work processes (Workflow)
- Optimal room utilisation (Space)
- Top quality motion

Blum helps make kitchens practical with innovative fittings systems, sophisticated cabinet solutions and helpful knowledge about kitchen planning.

www.blum.com/ideas

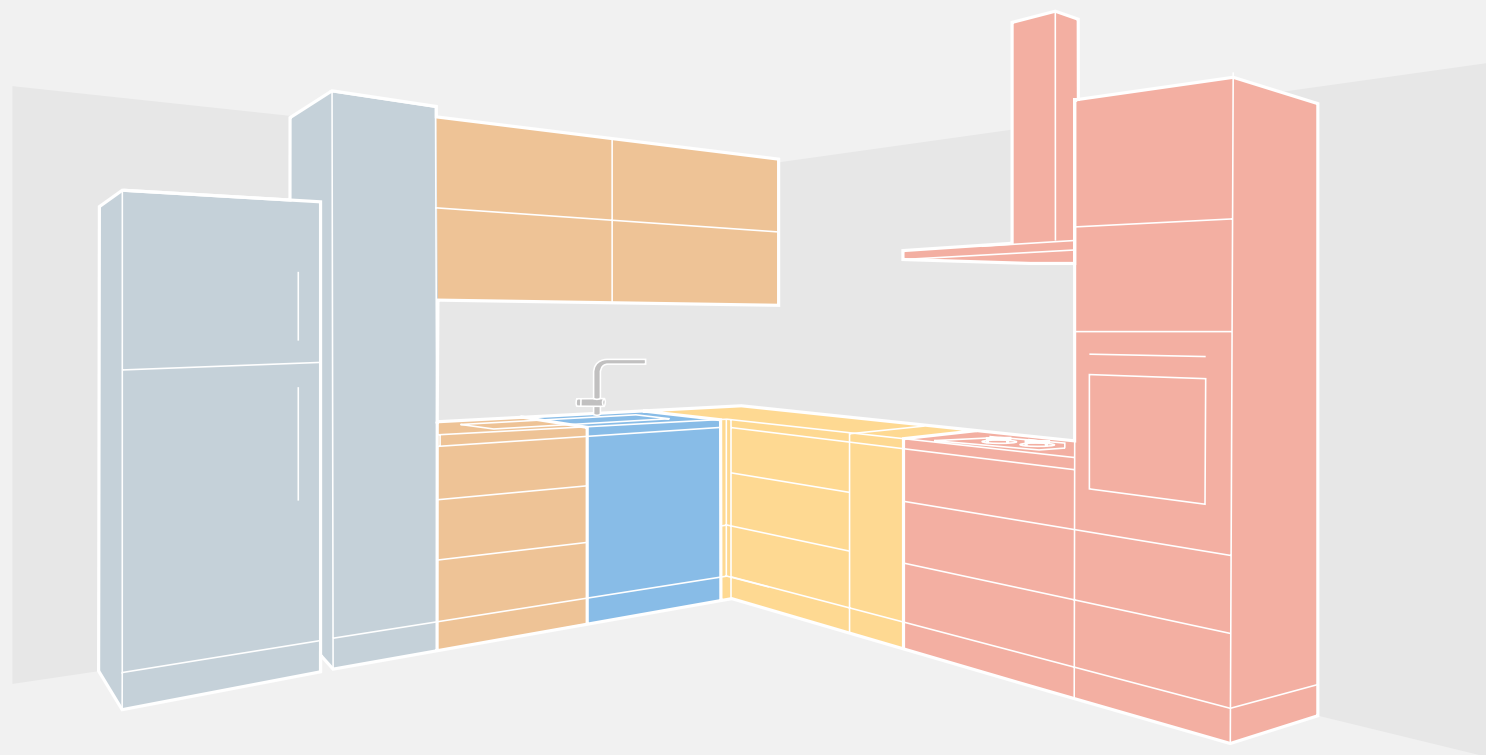


This is how it's done:

Workflow

- Dividing a kitchen into five zones helps to accommodate everything where it is needed
- This saves time and effort
- Easy access into even the farthest corner with full extensions
- Everything is neatly and practically arranged with the AMBIA-LINE and ORGA-LINE inner dividing systems






"Consumables"
zone



"Non-consumables"
zone



"Cleaning"
zone



"Preparation"
zone

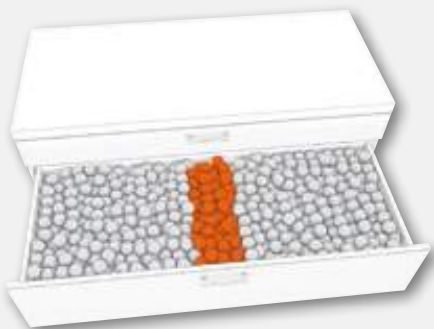
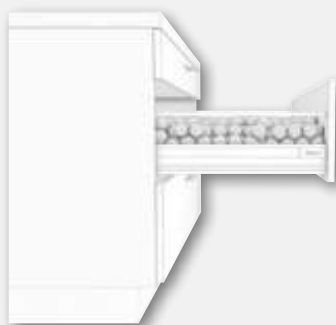


"Cooking"
zone



More space for good ideas: Space

- Storage space requirements are influenced by the size of the household, as well as cooking and shopping habits
- It's helpful to optimise the use of space e.g. using the SPACE TOWER larder unit, the Blum sink pull-out or the SPACE CORNER corner cabinet
- Save more useful storage space with higher, wider or deeper drawers



By using a wide pull-out instead of two narrow ones, you can create up to 15% more storage space.

Higher pull-outs with closed side panels increase storage space by up to 55%.

Pull-out systems with greater depth give you up to 30% more storage space.

Inspiring technology:
Motion

- It's helpful when opening and closing are easy to carry out by hand
- Innovative Blum motion technologies support kitchen users
- High ease of use through easy opening, smooth running action and silent and effortless closing





Zone Planner

Optimise your kitchen design

blum



Ideas from Blum
for practical kitchens



> [www.blum.com/
zoneplanner](http://www.blum.com/zoneplanner)



Blum understands planning cabinetry can be a feat. Use the Zone Planner to think about what items you need to store in your kitchen as well as the individual quantities of those items. We have separated storage goods into five consumer-created zones that will help organize your kitchen for optimum workflow.

Print off your results along with Blum's functional cabinet solutions so you can be well prepared to meet with your kitchen designer and one step closer to a more efficient, comfortable kitchen.

www.blum.com/zoneplanner



Living worlds



Living rooms



Bedrooms and dressing rooms



Bathrooms



Playrooms



Working areas

Fitting solutions for the living room

blum

- Versatile design trends, such as wide fronts, are supported
- Easy opening, smooth motion and soft closing
- For handle-less furniture: the electric motion support system SERVO-DRIVE, or the mechanical opening support systems TIP-ON or TIP-ON BLUMOTION





- High stability even with heavy loads
- Full extensions make storage space easier to access
- Individual accents for furniture interiors, with design elements in any desired material

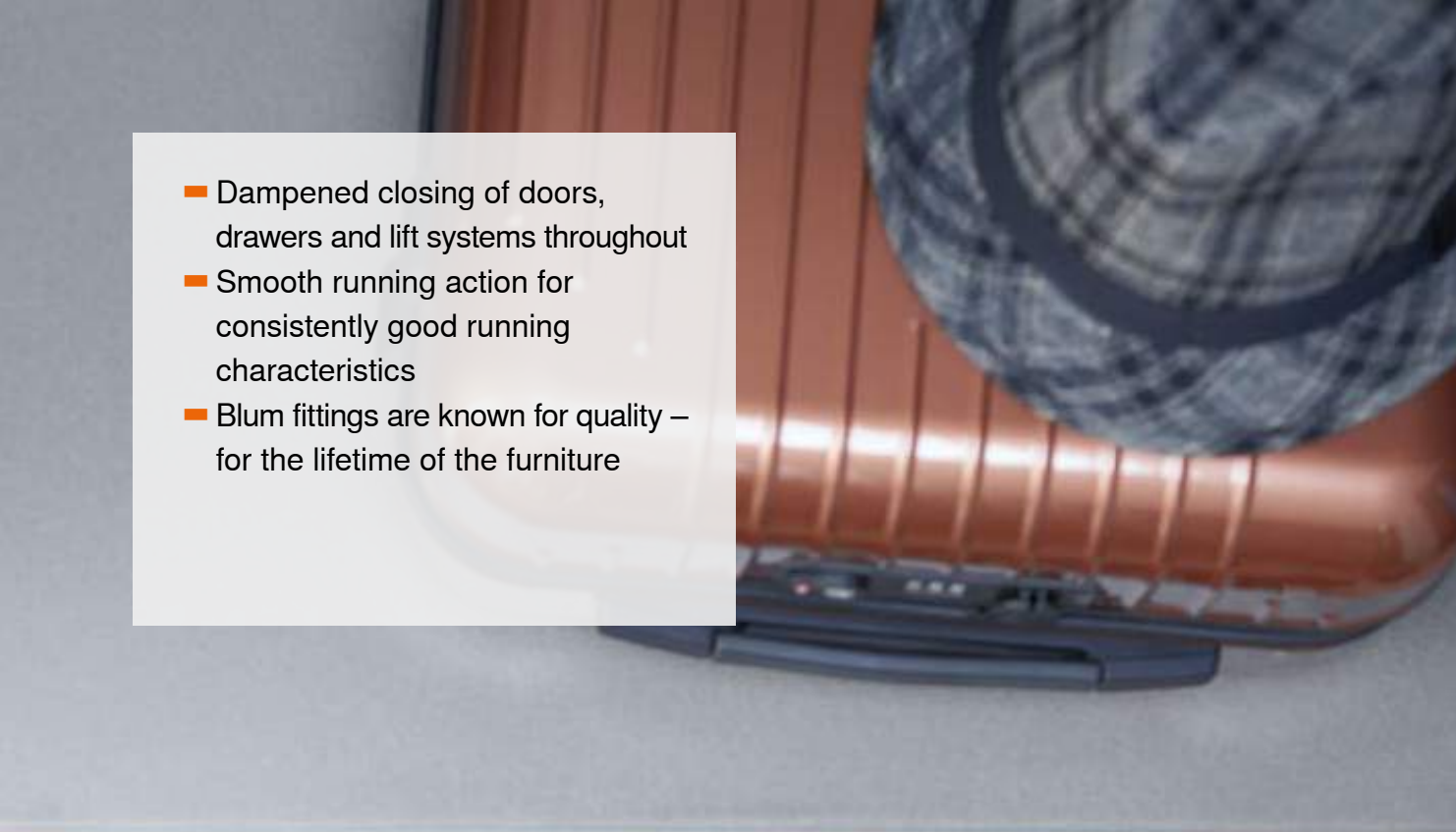


Fitting solutions for bedrooms and dressing rooms

 **blum**



- Dampened closing of doors, drawers and lift systems throughout
- Smooth running action for consistently good running characteristics
- Blum fittings are known for quality – for the lifetime of the furniture



- Highest quality of motion when opening and closing
- Concealed drawer runners for a tidy cabinet interior
- High-quality cabinet equipment for high-quality furniture





Fitting solutions for the bathroom

 **blum**

- Visual unity of pull-out and inner dividing system
- Cosmetics items organised and securely stored
- Versatile design options for drawers made of wood and metal



Fitting solutions for playrooms

blum

- High, closed pull-outs for more usable storage space
- High stability even with heavy loads
- Creative ideas for drawer walls



Fitting solutions for working areas

blum

- Ergonomic solutions for effective working
- Individual furniture design suited to your furnishings and your brands
- High-quality fitting solutions for appealing presentation of goods
- High quality – for the lifetime of the furniture



Julius Blum GmbH
Furniture Fittings Mfg.
6973 Höchst, Austria
Tel.: +43 5578 705-0
Fax: +43 5578 705-44
E-mail: info@blum.com
www.blum.com

