

TIP-ON BLUMOTION unit

Help with your selection





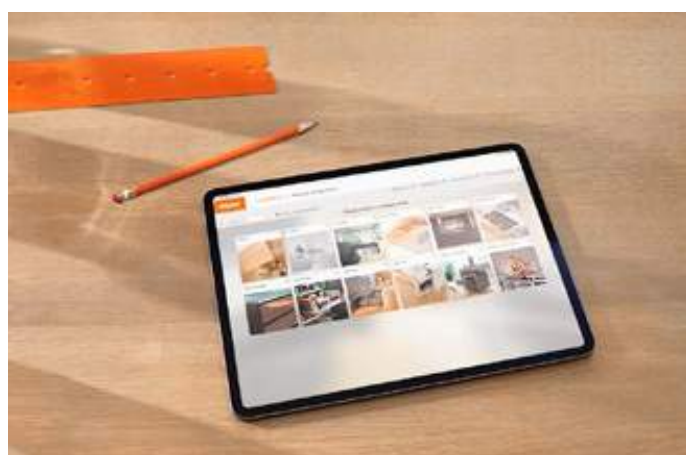
Selection of suitable TIP-ON BLUMOTION unit

We provide a variety of TIP-ON BLUMOTION units adapted for different weight ranges and nominal lengths. These are tailored to the total weight of the pull-out and front inclusive of load.

To ensure optimal opening and closing function, it is important to use the recommended TIP-ON BLUMOTION unit.

The guideline values in the 'examples of use' below tell you how much a filled pull-out weighs on average. To ensure selection of the correct TIP-ON BLUMOTION unit, you can compare the examples of use shown here with the recommended weight ranges, or simply use our product configurator.

Further information on TIP-ON BLUMOTION can be found at www.blum.com/tiponblumotion



The product configurator is our convenient tool for working out the correct TIP-ON BLUMOTION unit. Simply configure the pull-out and link this with the storage items proposed!



www.blum.com/configurator


Recommended weight ranges

TIP-ON BLUMOTION set


Composed of:

- TIP-ON BLUMOTION unit
- TIP-ON BLUMOTION latch
- TIP-ON BLUMOTION synchronisation adapter


TIP-ON BLUMOTION for LEGRABOX

	NL (mm)	Unit	Cabinet profile (kg)	Weight (kg)	
	270–300	S0	40	≤ 10	T60L7040
	270–300	S1	40	> 10–20	T60L7140
	350–600	L1	40	² ≤ 20	T60L7340
	350–600	L3	40	² 15–40	T60L7540
	450–650	L5	70	³ 35–70	T60L7570
¹ Recommended weight ranges (total weight of the pull-out) for an optimum opening and closing function					
² Can only be combined with a 40 kg cabinet profile					
³ Recommendation: Only use in combination with a 70 kg cabinet profile					


TIP-ON BLUMOTION for MERIVOBX

	NL (mm)	Unit	Cabinet profile (kg)	Weight (kg)	
	270–300	S0	40	≤ 10	T60H4040
	270–300	S1	40	> 10–20	T60H4140
	350–600	L1	40	² ≤ 20	T60H4340
	350–600	L3	40	² 15–40	T60H4540
	450–600	L5	70	³ 35–70	T60H4570
¹ Recommended weight ranges (total weight of the pull-out) for an optimum opening and closing function					
² Can only be combined with a 40 kg cabinet profile					
³ Recommendation: Only use in combination with a 70 kg cabinet profile					

TIP-ON BLUMOTION for TANDEMBOX

	NL (mm)	Unit	Cabinet profile (kg)	Weight (kg)	
	270–300	S0	30	≤ 10	T60B3030
	270–300	S1	30	> 10–20	T60B3130
	350–600	L1	30	² ≤ 20	T60B3330
	350–600	L3	30	² 15–30	T60B3530
	450–650	L5	65	³ > 30–65	T60B3560
¹ Recommended weight ranges (total weight of the pull-out) for an optimum opening and closing function					
² Can only be combined with a 30 kg cabinet profile					
³ Recommendation: Only use in combination with a 65 kg cabinet profile					

TIP-ON BLUMOTION for MOVENTO

	NL (mm)	Unit	Cabinet profile (kg)	Weight (kg)	
	270–320	S0	40	≤ 10	T60L7040
	270–320	S1	40	> 10–20	T60L7140
	350–600	L1	40	² ≤ 20	T60L7340
	350–600	L3	40	² 15–40	T60L7540
	450–750	L5	60 70	³ 35–70	T60L7570
¹ Recommended weight ranges (total weight of the pull-out) for an optimum opening and closing function					
² Can only be combined with a 40 kg cabinet profile					
³ Recommendation: Only use in combination with a 60 70 kg cabinet profile					

NL Nominal length

Examples of use to help you make your selection



The examples of use here are merely for guidance, as the total weight expected will vary according to the pull-out system, nominal length, front height, material processed and storage item planned.

The weight specified here refers to the pull-out with front, with or without a load inside.

Blum box systems were used to calculate the weights in the examples here.

Cutlery	
	
KB 600, NL 500	11 kg
Empty weight	5.6 kg


Odds and ends	
	
KB 600, NL 500	9 kg
Empty weight	5.6 kg

Kitchen utensils	
	
KB 600, NL 500	11 kg
Empty weight	5.6 kg


Cooking utensils	
	
KB 600, NL 500	9 kg
Empty weight	5.6 kg

Canned food and jars	
	
KB 600, NL 500	21 kg
Empty weight	7.7 kg

Breakfast items	
	
KB 600, NL 500	20 kg
Empty weight	7.7 kg

Pasta, noodles and rice	
	
KB 600, NL 500	23 kg
Empty weight	7.7 kg

Unchilled beverages	
	
KB 600, NL 500	35 kg
Empty weight	9.5 kg

Plates	
	
KB 900, NL 500	40 kg
Empty weight	11 kg

Examples of use to help you make your selection



Empty containers	
KB 900, NL 500	20 kg
Empty weight	11 kg

Special serveware	
KB 600, NL 500	20 kg
Empty weight	7.7 kg

Waste and cleaning products incl. rubbish	
KB 600, NL 500	23 kg
Empty weight	9.5 kg

Herbs and spices	
KB 450, NL 500	14 kg
Empty weight	7.5 kg

Oil and vinegar	
KB 300, NL 500	15 kg
Empty weight	5.9 kg

Vinegar, oil and cutting boards	
KB 450, NL 500	24 kg
Empty weight	8.5 kg

Mixing bowls and colanders	
KB 600, NL 500	21 kg
Empty weight	7.7 kg

Pots and pans	
KB 900, NL 500	30 kg
Empty weight	11 kg

KB	Cabinet width
NL	Nominal length

Blum South East Asia Pte. Ltd.
150 Ubi Avenue 4
#02-01 Ubi Biz-Hub
Singapore 408825
Rep. of Singapore
Tel.: +65 6 547 1760
Fax.: +65 6 547 1761
E-Mail: info.sg@blum.com
www.blum.com

Julius Blum GmbH
Furniture Fittings Mfg.
6973 Höchst, Austria
Tel.: +43 5578 705-0
Fax: +43 5578 705-44
E-mail: info@blum.com
www.blum.com

Our sites in Austria, Poland and China are certified to the international standards mentioned below.
Our site in the USA is certified to ISO 9001.
Our site in Brazil is certified to ISO 9001, ISO 14001 and ISO 45001.



ISO 9001
Certified Quality
System



ISO 14001
Certified Environmental
System



ISO 50001
Certified Energy
System

 **blum**®



Look for our
FSC®-certified
products

All content is copyrighted by Blum.
Subject to technical modifications and changes to the range without notice.
IDNR: 000.000.0 · FO-081/5 EN-SG/04.23