

A hand in a grey long-sleeved shirt reaches out to open a white, handle-less refrigerator. The refrigerator is integrated into a modern kitchen with white cabinetry and a light wood floor. In the background, a dining table and a large window overlooking the ocean are visible.

SERVO-DRIVE flex

For electrical opening of
handle-less, integrated refrigerators



Entirely handle-less kitchen design

In kitchens with minimalist, handle-less designs, integrated refrigerators, freezers and dishwashers can also now disappear stylishly behind furniture fronts. The SERVO-DRIVE flex electrical opening support system ensures easy opening.





Contents

- 04 Flexible application areas
- 06 Versatile applications
- 08 Intelligent functions
- 10 Easy assembly and installation
- 12 SERVO-DRIVE single applications

SERVO-DRIVE flex for refrigerators and freezers

- 14 – Refrigerators and freezers NH < 1700 mm
- 16 – Refrigerators and freezers NH ≥ 1700 mm
- 18 – Fridge/freezer combinations

20 SERVO-DRIVE flex for dishwashers

- 22 Planning
- 24 Assembly devices
- 25 Assembly/adjustment/removal
- 26 moving ideas

Flexible options for use

Left or right opening, sliding or fixed door – regardless of the installation situation, SERVO-DRIVE flex can be used with standard integrated refrigerators, combination fridge/freezers, freezers and dishwashers.







Versatile applications

Various installation situations can be implemented with the SERVO-DRIVE flex electrical opening support system. The drive unit is suitable for various applications.



Each door in the combination fridge/freezer is fitted with a separate SERVO-DRIVE flex unit and can therefore be opened individually.



Large and heavy doors, e.g. freezer doors, open with two synchronised drive units reliably and at the same time.



An optional SERVO-DRIVE switch can be used to enlarge the trigger range for the fronts of refrigerators. Whichever part of the front is pressed, opening the door is always convenient.



If SERVO-DRIVE flex is used with integrated dishwashers, the drive unit is mounted in the centre of the installation recess.


Lean protection

SERVO-DRIVE flex differentiates between short pressing actions and longer leaning actions. The lean protection prevents accidental triggering of the opening support system.



Intelligent functions

SERVO-DRIVE flex is a well-conceived system which is designed specifically to suit the demands of everyday kitchen use. Thanks to the intelligent functions, handle-less integrated devices can be operated easily and conveniently.



Adaptive system

SERVO-DRIVE flex can be adapted to suit the door properties. This means the access gap is always the same size and the door can be opened reliably.



Automatic self-closing system

If the door is not fully opened after triggering the opening support system, the magnetic rod pulls the front shut again. This ensures that the door does not remain open accidentally.



Trigger safety

After opening, the rod retracts into the drive unit. The user's working area remains free because the opening function is not triggered again until pressure is applied to the front.

Easy assembly and installation



Attach mounting plate

Start by screwing in a mounting plate to both the left-hand and right-hand sides in the installation recess.



Clip on drive unit

The drive unit can be clipped onto the left or right mounting plate, depending on the door opening.



Connect power supply

The cabled SERVO-DRIVE flex unit is connected to the power supply.



Mount the front

The front can be clipped directly onto the mounting plates which have already been installed when the unit was mounted.



Synchronise the drive unit

During the reference run, the drive unit adjusts itself to the installation situation. SERVO-DRIVE flex is now ready for use.

SERVO-DRIVE flex is mounted easily and conveniently in just a few steps. If the drive unit needs to be accessed subsequently, the front of the installation recess can simply be unclipped.



View assembly film
www.blum.com/sdflex_videos

Other single applications for SERVO-DRIVE

In addition to SERVO-DRIVE flex, other single applications exist for the tried-and-tested easy-to-use SERVO-DRIVE system. For example, waste bin pull-outs or individual lift systems in wall cabinets can be fitted with an electrical system.



SERVO-DRIVE uno for AVENTOS

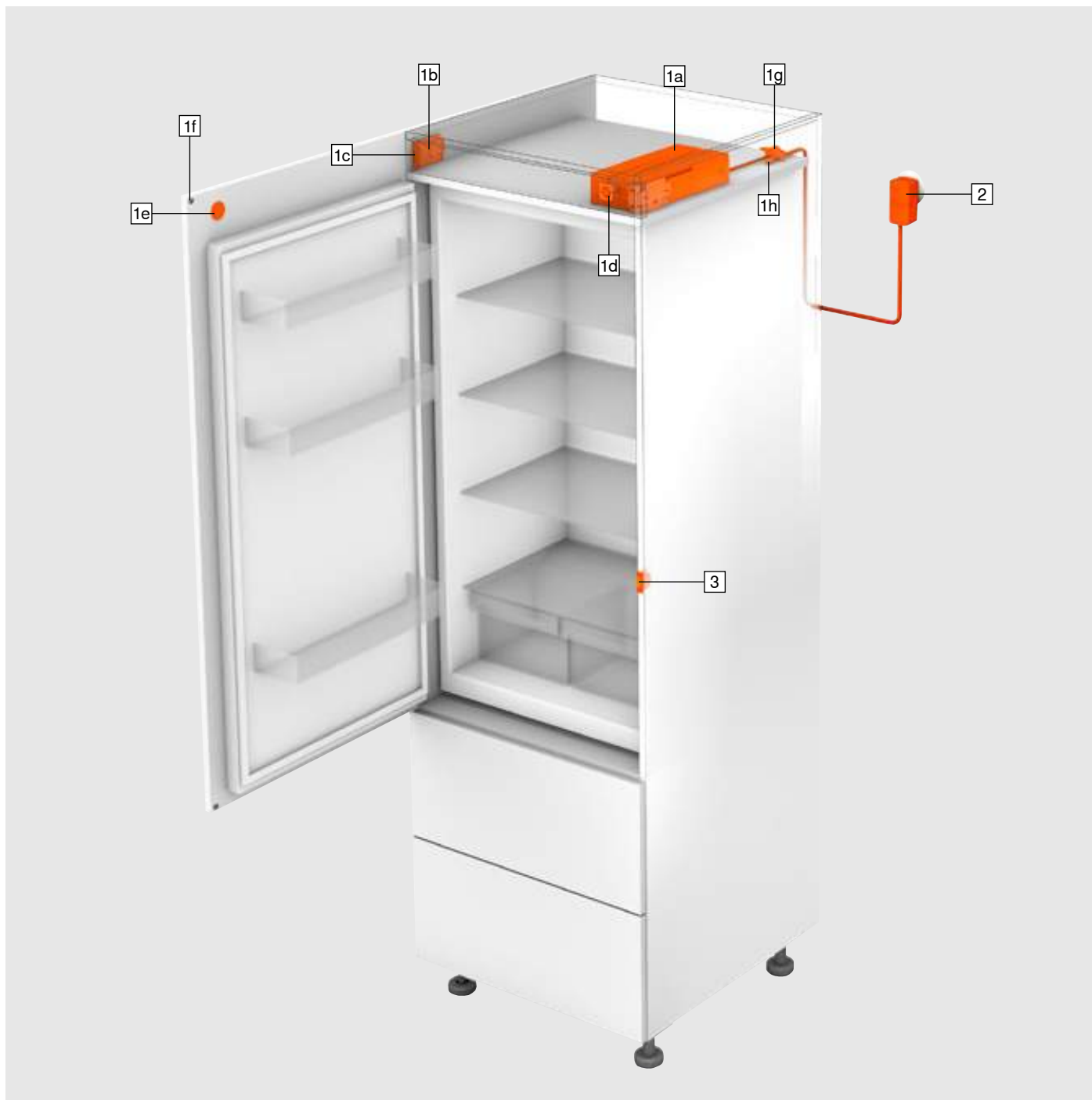
If just one lift system is to be fitted with an electrical system, SERVO-DRIVE uno for AVENTOS is the ideal motion support system for the wall cabinet. Individual lift systems can be opened with a light touch and closed silently and effortlessly with BLUMOTION.



**SERVO-DRIVE uno for waste bin pull-outs**

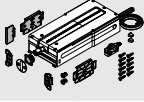
Use your hip, knee or foot – a short press on the front is all it takes and the pull-out opens automatically. SERVO-DRIVE uno for waste bin pull-outs is a convenient retrofitting solution and can be fitted in just a few simple steps.

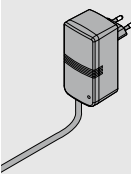
SERVO-DRIVE flex for refrigerators and freezers – recess height (NH) < 1700 mm





- Can be used for all standard built-in refrigerators and freezers
- Recess height (NH) < 1700 mm
- Low recess height (NH) for drive unit of min. 60 mm
- Adaptive system
- Automatic self-closing system for unintentional opening
- Lean protection feature
- Trigger safety
- Easy assembly and installation
- Not suitable for refrigerators and freezers without own cabinet, freezers with base unit (recess height (NH) \geq 1700 mm) and refrigerated pull-outs

SERVO-DRIVE flex for refrigerators and freezers – recess height (NH) < 1700 mm
Ordering information

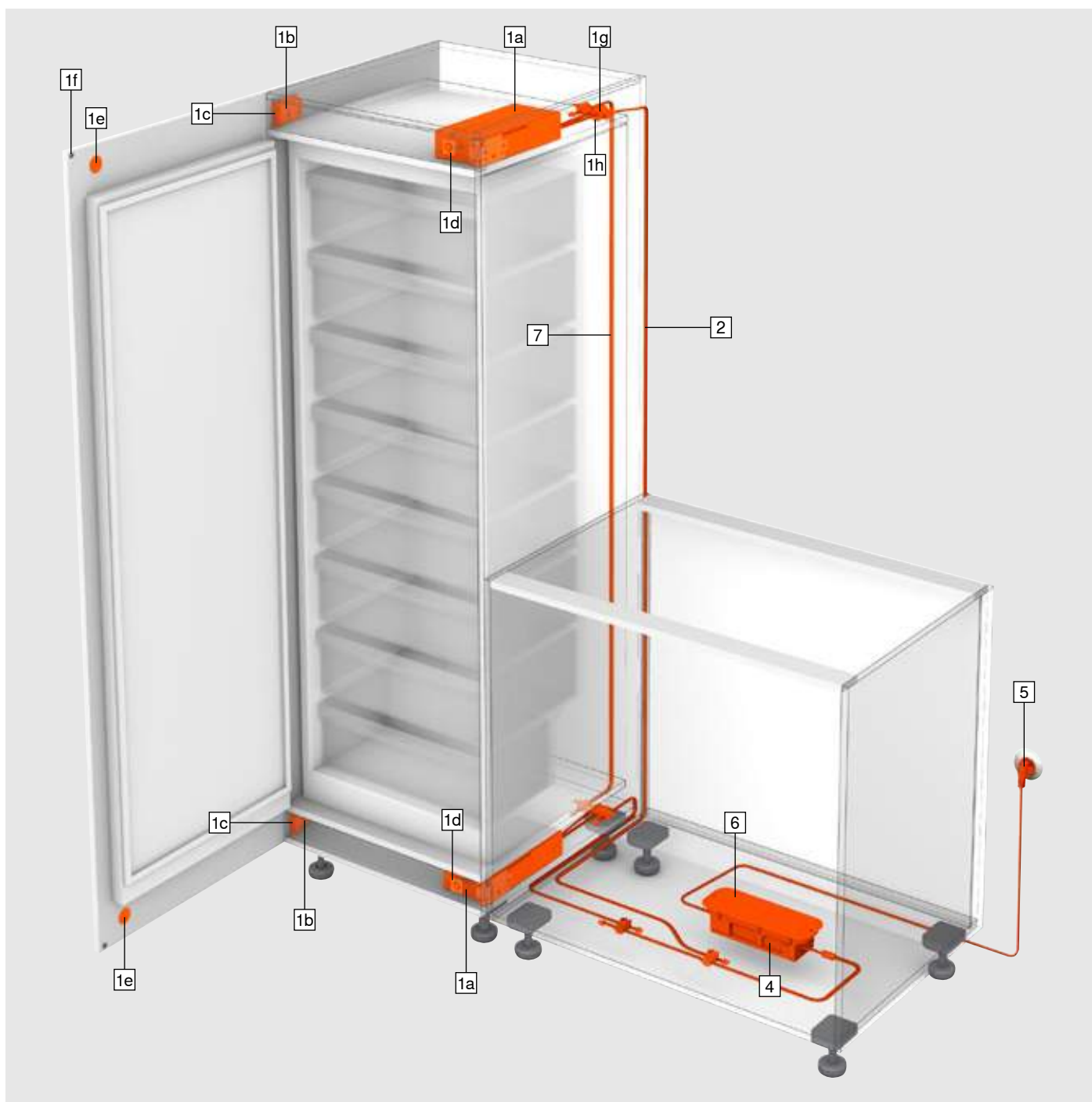
1 SERVO-DRIVE flex set		
	Colour	
	R7035	Z10C500A
Consisting of:		
1a	1 x	Drive unit
1b	2 x	Mounting plate
1c	2 x	Front fixing
1d	1 x	Front cover
1e	1 x	Catch plate
1f	2 x	Blum distance bumper
1g	1 x	Connecting node
1h	2 x	Cable end protector
-	11 x	Chipboard screw
-	1 x	Assembly jig

2		SERVO-DRIVE plug-in power supply unit	
Only suitable for one drive unit			
	Power adapter	Language package	
	E	A	☎ Z10NA30EAF
	E	B	☎ Z10NA30EBF
	E	C	☎ Z10NA30ECF
	E	D	☎ Z10NA30EDF
	E	E	☎ Z10NA30EEF
	E	F	☎ Z10NA30EFF
	B	A	☎ Z10NA30BAF
	K	D	☎ Z10NA30KDF
	U	G	☎ Z10NA30UGF
Power adapter			
<div><div>E</div><div>B</div><div>K</div><div>U</div></div>			
See the Information chapter of the Blum catalogue for a detailed market list			
Language package – operating and installation instructions			
A	DE EN FR IT NL		F BG ET LT LV RO RU
B	DA EN FI NO SV		G EN ES FR
C	EL EN HR SL SR TR		H EN ZH
D	EN ES FR IT PT		J JA
E	CS HU PL SK		
Language descriptions as per ISO-639			
Consisting of:			
2	1 x	SERVO-DRIVE plug-in power supply unit	
-	-	Incl. cable, 1120 mm (non-extendible)	
☎ Other combinations available upon request			

Accessories

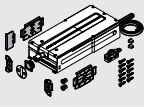
3 SERVO-DRIVE switch			
	Colour	Material	
	SW/HGR/TGR	K	23P5020
Recommendation for the use of the SERVO-DRIVE switch – see page 25			
Wireless receiver			
	Colour	Material	
	R7035	K	Z10C5007
Recommendation for the use of the SERVO-DRIVE switch – see page 25			
Colour/material			
HGR	Light grey	SW	Silk white
K	Nylon	TGR	Dark grey
		R7035	RAL 7035 light grey


SERVO-DRIVE flex for refrigerators and freezers – recess height (NH) ≥ 1700 mm




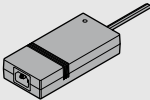
- Can be used for all standard built-in refrigerators and freezers
- Recess height (NH) ≥ 1700 mm
- Low recess height (NH) for drive unit of min. 60 mm
- Adaptive system
- Automatic self-closing system for unintentional opening
- Lean protection feature
- Trigger safety
- Easy assembly and installation
- Not suitable for refrigerators and freezers without own cabinet, freezers with base unit (recess height (NH) ≥ 1700 mm) and refrigerated pull-outs


SERVO-DRIVE flex for refrigerators and freezers – recess height (NH) ≥ 1700 mm
Ordering information

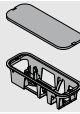
1 SERVO-DRIVE flex set			
	Colour		2 x
	R7035		Z10C500A
Consisting of:			
1a	1 x	Drive unit	
1b	2 x	Mounting plate	
1c	2 x	Front fixing	
1d	1 x	Front cover	
1e	1 x	Catch plate	
1f	2 x	Blum distance bumper	
1g	1 x	Connecting node	
1h	2 x	Cable end protector	
-	11 x	Chipboard screw	
-	1 x	Assembly jig	

2 SERVO-DRIVE distribution cable			
	Colour	Length (mm)	
	S	3000	Z10K300A
For cutting to size			


- Connecting node and cable end protector			
	Colour	Material	3 x
	S	K	Z10V100E.01
Consisting of:			
1g	1 x	Connecting node	
1h	2 x	Cable end protector	


4	SERVO-DRIVE power supply unit			
	A	Z10NE030A	F	Z10NE030F
	B	Z10NE030B	G	Z10NE030G
	C	Z10NE030C	H	Z10NE030H
	D	Z10NE030D	J	Z10NE030J
	E	Z10NE030E		
Includes operating and installation instructions				
Without flex				
Language package				
A	DE, EN, FR, IT, NL		F	BG, ET, LT, LV, RO, RU
B	DA, EN, FI, NO, SV		G	EN, ES, FR
C	EL, EN, HR, SL, SR, TR		H	EN, ZH
D	EN, ES, FR, IT, PT		J	JA
E	CS, HU, PL, SK			
Language descriptions as per ISO-639				

5 Flex				
	Market		Market	
	AR	Z10M200A	JP	Z10M200J
	UK	Z10M200B	AU	Z10M200K
	CH	Z10M200C	CL	Z10M200L
	DK	Z10M200D	CN	Z10M200N
	Europe	Z10M200E	BR	Z10M200S.01
	Europe ¹	Z10M200E.OS	TW	Z10M200T
	IN	Z10M200H	US, CA	Z10M200U
	IL	Z10M200I	ZA	Z10M200Z
Length 2 m, incl. plug				
¹ Without plug				


6 Power supply unit housing			
	Base fixing		
	Colour	Material	
	R7037	K	Z10NG000
Includes cover			
For SERVO-DRIVE power supply unit			

Alternative

- Power supply unit housing			
	Panel fixing		
	Colour	Material	
	WGR	K	Z10NG120
For SERVO-DRIVE power supply unit			

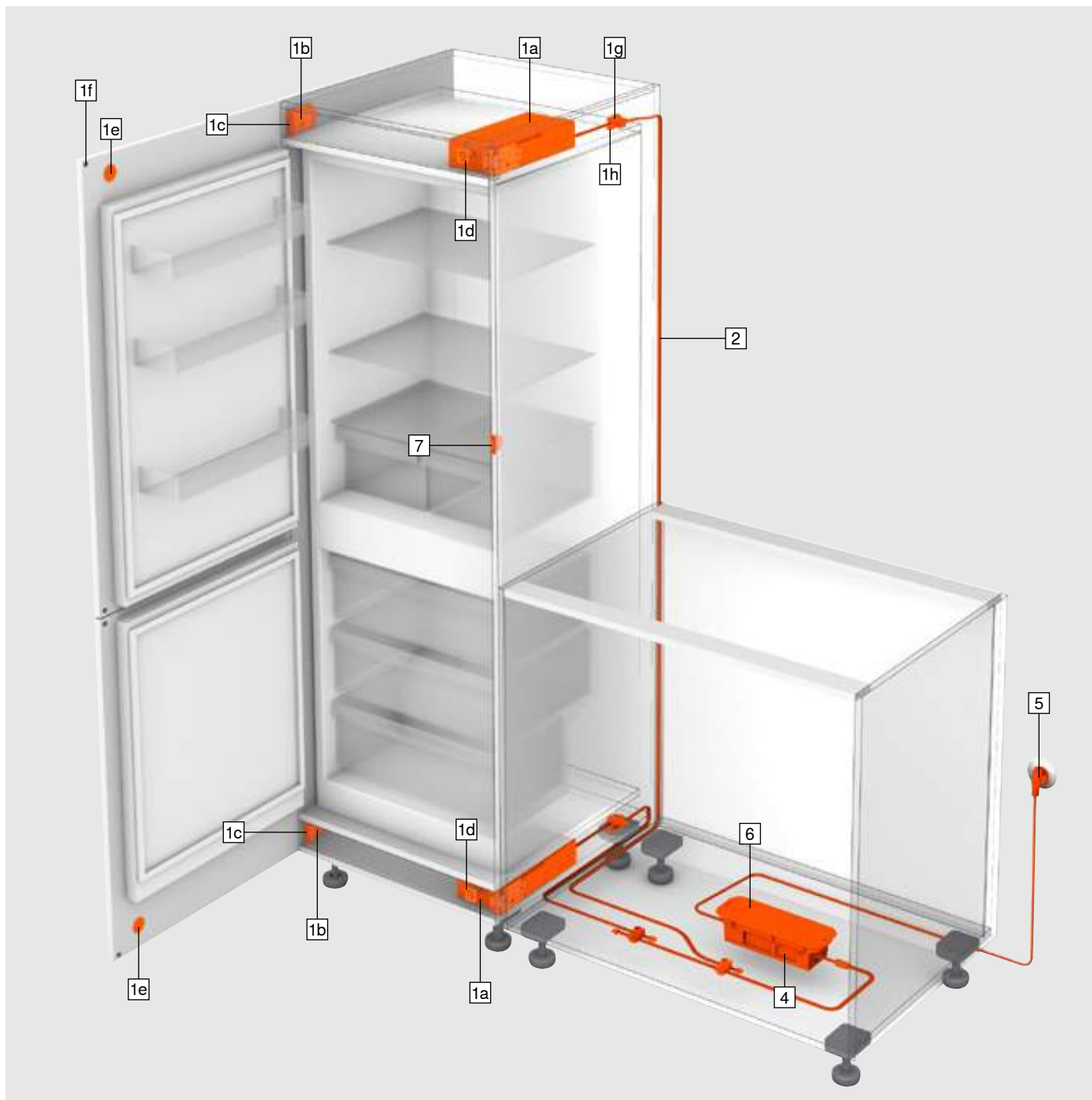
7 Communication cable			
	Colour	Length (mm)	
	R7037	3000	Z10K300A
For cutting to size			
Connects two drive units that need to open simultaneously			

Accessories

- Cable holder			
	Colour	Material	
	W	K	Z10K0009
E.g. for fixing the SERVO-DRIVE distribution cable			

Colour/material			
K	Nylon	WGR	White grey
S	Black	R7035	RAL 7035 light grey
W	White	R7037	RAL 7037 dust grey

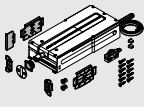
SERVO-DRIVE flex for fridge/freezer combinations





- Can be used for all standard built-in fridge/freezer combinations
- Recess height (NH) ≥ 1700 mm
- Low recess height (NH) for drive unit of min. 60 mm
- Adaptive system
- Automatic self-closing system for unintentional opening
- Lean protection feature
- Trigger safety
- Easy assembly and installation
- Not suitable for refrigerators and freezers without own cabinet, freezers with base unit (recess height (NH) ≥ 1700 mm) and refrigerated pull-outs

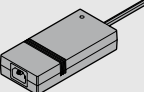
SERVO-DRIVE flex for fridge/freezer combinations

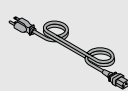
Ordering information

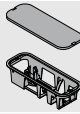
1	SERVO-DRIVE flex set		
	Colour		2 x
	R7035		Z10C500A
Consisting of:			
1a	1 x	Drive unit	
1b	2 x	Mounting plate	
1c	2 x	Front fixing	
1d	1 x	Front cover	
1e	1 x	Catch plate	
1f	2 x	Blum distance bumper	
1g	1 x	Connecting node	
1h	2 x	Cable end protector	
-	11 x	Chipboard screw	
-	1 x	Assembly jig	

2	SERVO-DRIVE distribution cable		
	Colour	Length (mm)	
	S	3000	Z10K300A
For cutting to size			


-	Connecting node and cable end protector		
	Colour	Material	
	S	K	Z10V100E.01
Consisting of:			
1g	1 x	Connecting node	
1h	2 x	Cable end protector	


4	SERVO-DRIVE power supply unit			
	A	Z10NE030A	F	Z10NE030F
	B	Z10NE030B	G	Z10NE030G
	C	Z10NE030C	H	Z10NE030H
	D	Z10NE030D	J	Z10NE030J
	E	Z10NE030E		
Includes operating and installation instructions				
Without flex				
Language package				
A	DE, EN, FR, IT, NL	F	BG, ET, LT, LV, RO, RU	
B	DA, EN, FI, NO, SV	G	EN, ES, FR	
C	EL, EN, HR, SL, SR, TR	H	EN, ZH	
D	EN, ES, FR, IT, PT	J	JA	
E	CS, HU, PL, SK			
Language descriptions as per ISO-639				


5	Flex			
	Market		Market	
	AR	Z10M200A	JP	Z10M200J
	UK	Z10M200B	AU	Z10M200K
	CH	Z10M200C	CL	Z10M200L
	DK	Z10M200D	CN	Z10M200N
	Europe	Z10M200E	BR	Z10M200S.01
	Europe ¹	Z10M200E.OS	TW	Z10M200T
	IN	Z10M200H	US, CA	Z10M200U
	IL	Z10M200I	ZA	Z10M200Z
Length 2 m, incl. plug				
¹ Without plug				

6	Power supply unit housing		
	Base fixing		
	Colour	Material	
	R7037	K	Z10NG000
Includes cover			
For SERVO-DRIVE power supply unit			


Alternative

-	Power supply unit housing		
	Panel fixing		
	Colour	Material	
	WGR	K	Z10NG120
For SERVO-DRIVE power supply unit			

7	SERVO-DRIVE switch		
	Colour	Material	
	SW/HGR/TGR	K	23P5020
Recommendation for the use of the SERVO-DRIVE switch – see page 25			


-	Wireless receiver		
	Colour	Material	
	R7035	K	Z10C5007
Recommendation for the use of the SERVO-DRIVE switch – see page 25			

Accessories

-	Cable holder		
	Colour	Material	
	W	K	Z10K0009
E.g. for fixing the SERVO-DRIVE distribution cable			

Colour/material			
HGR	Light grey	TGR	Dark grey
K	Nylon	W	White
S	Black	WGR	White grey
SW	Silk white	R7035	RAL 7035 light grey
		R7037	RAL 7037 dust grey

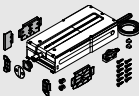

SERVO-DRIVE flex for dishwashers



- For all standard built-in dishwashers
- Low recess height (NH) for drive unit of min. 60 mm
- Adaptive system
- Lean protection feature
- Trigger safety
- Easy assembly and installation
- Application option dependent on device type, and worktop and plinth height; see Planning

SERVO-DRIVE flex for dishwashers

Ordering information

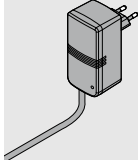
1		SERVO-DRIVE flex set		
	Colour			
	R7035			Z10C500A
Consisting of:				
1a	1 x	Drive unit		
1b	2 x	Mounting plate		
1c	2 x	Front fixing		
1d	1 x	Front cover		
1e	1 x	Catch plate		
-	2 x	Blum distance bumper		
1g	1 x	Connecting node		
1h	2 x	Cable end protector		
-	11 x	Chipboard screw		
-	1 x	Assembly jig		
1b		Mounting plate		
	Colour		Material	
	R7035		K	Z10C5005
Also requires				

Accessories

2

SERVO-DRIVE plug-in power supply unit

Only suitable for one drive unit



Power adapter	Language package	
E	A	☎ Z10NA30EAF
E	B	☎ Z10NA30EBF
E	C	☎ Z10NA30ECF
E	D	☎ Z10NA30EDF
E	E	☎ Z10NA30EEF
E	F	☎ Z10NA30EFF
B	A	☎ Z10NA30BAF
K	D	☎ Z10NA30KDF
U	G	☎ Z10NA30UGF

Power adapter

E

B

K

U

See the Information chapter of the Blum catalogue for a detailed market list

Language package – operating and installation instructions

A	DE EN FR IT NL	F	BG ET LT LV RO RU
B	DA EN FI NO SV	G	EN ES FR
C	EL EN HR SL SR TR	H	EN ZH
D	EN ES FR IT PT	J	JA
E	CS HU PL SK		

Language descriptions as per ISO-639

Consisting of:

2	1 x	SERVO-DRIVE plug-in power supply unit
-	-	Incl. cable, 1120 mm (non-extendible)

☎ Other combinations available upon request

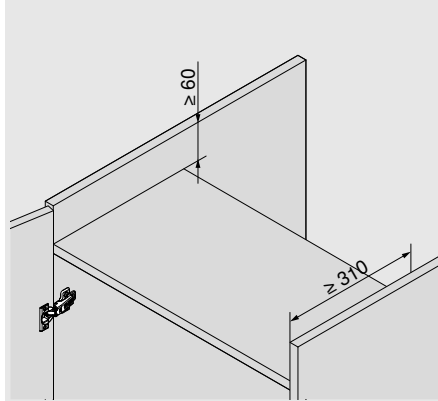
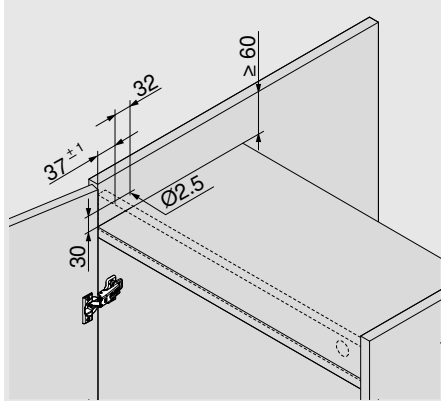
Colour/material

K	Nylon	R7035	RAL 7035 light grey
---	-------	-------	---------------------

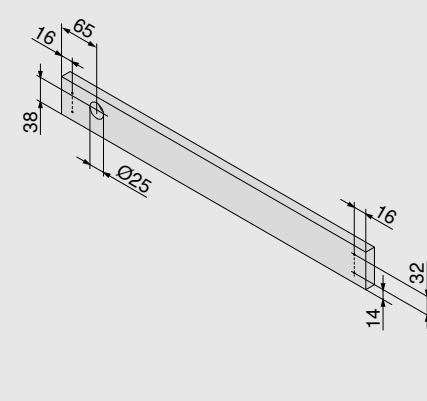
SERVO-DRIVE flex for refrigerators and freezers

Planning

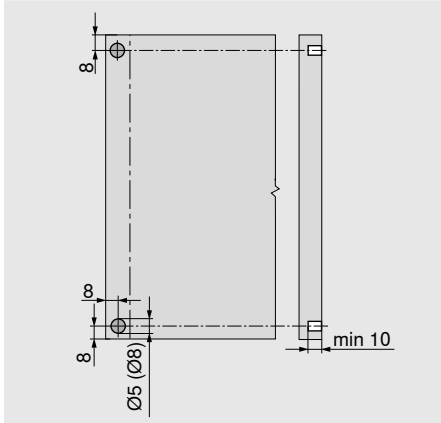
Mounting plate



Blind front – drive unit



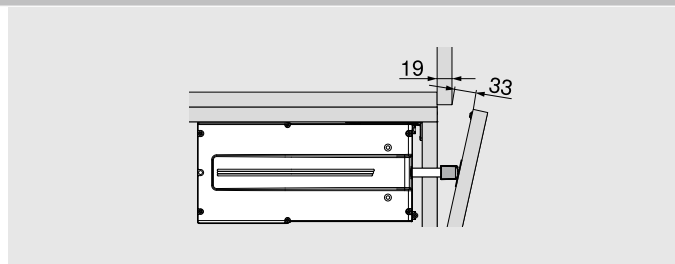
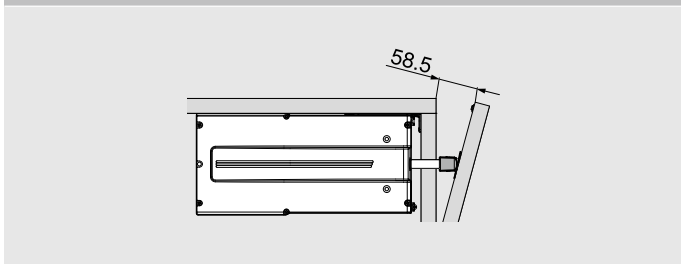
Blum distance bumper



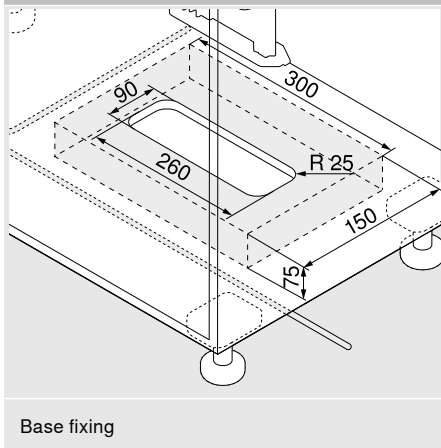
Blum distance bumper is required for the refrigerator and freezer door

The Blum distance bumper ensures the required trigger path of 2 mm

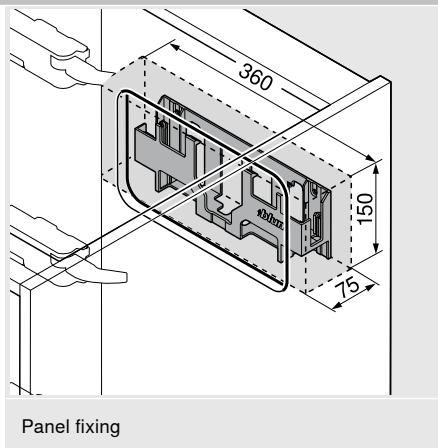
Access gap



Space requirement and safety distance – power supply unit housing



Base fixing



Panel fixing



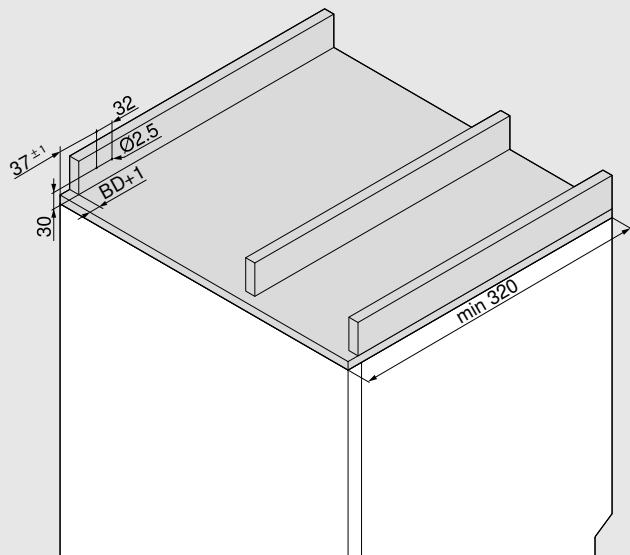
Please note

Maintain a safety distance of 30 mm for air circulation. Otherwise there is a risk that the SERVO-DRIVE power supply unit could overheat. The dimensions in the drawing take the safety distance into account.

SERVO-DRIVE flex for dishwashers

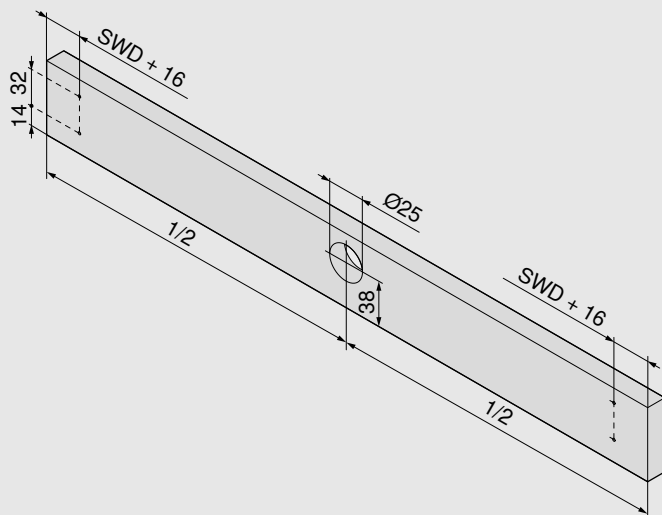
Planning

Mounting plate



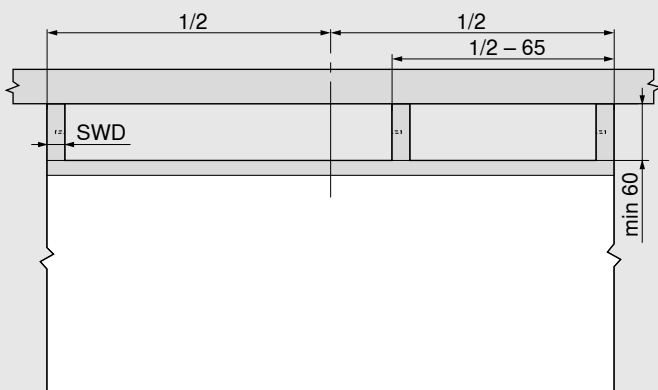
BD Blind front thickness
Max. 19 mm

Blind front – drive unit



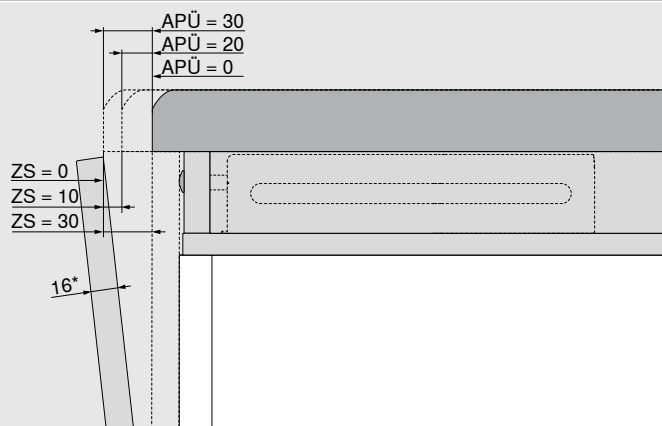
SWD Cabinet side panel thickness

Drive unit



SWD Cabinet side panel thickness

Access gap



APÜ (mm)	ZS (mm)
0	30
20	10
30	0

APÜ Worktop protrusion

ZS Access gap

* The access gap ZS decreases with thicker fronts

Assembly devices

Drilling template for Blum distance bumper




- Template for bumper drilling on the unattached and attached front

Ordering information

ZML.1090

Drilling template for the SERVO-DRIVE switch

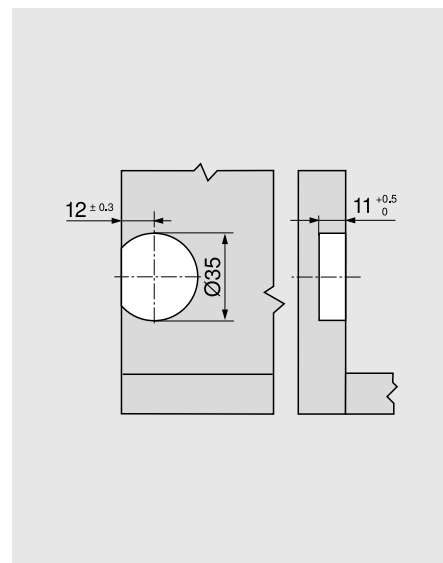
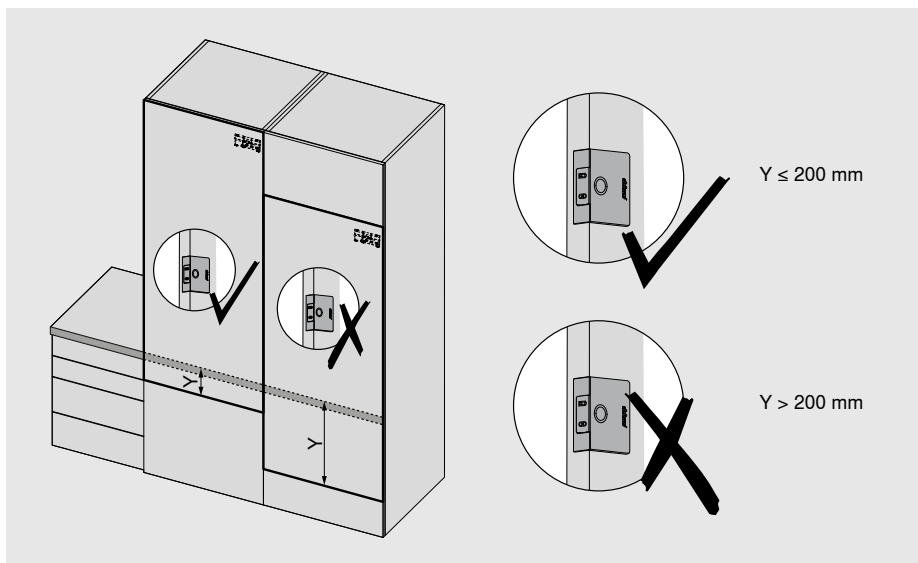


- Simple hand-held tool for drilling accurate holes for the SERVO-DRIVE switch attachment
- Hand drill required


Ordering information

M31.2000

Recommendation for the use of the SERVO-DRIVE switch



Assembly/adjustment/removal



Information on assembly
and adjustment:
www.blum.com/ma620



Assembly video:
www.blum.com/sdflex_videos



moving ideas

We believe that ideas can move the world. We offer innovative fittings, inspiring furniture concepts and appropriate services so that you can turn your creative ideas into reality. We are driven by your needs, international trends and our shared vision of a better quality of living. Let us work together to create moving ideas.



Quality of living

We would like you to enjoy greater convenience and functionality when using furniture.



Product range

Everything from a single source: our wide range of products allows you to keep up with today's and tomorrow's trends.



Inspiration

We monitor global trends and strive to create the solutions of tomorrow. We like to share our insights with you.



Innovation

We stay in motion. Curiosity and pioneering spirit drive us to develop new products and services for you.



Services

We support your daily operations with customised services tailored to your processes.



Quality

We continuously strive to improve our products, services and ourselves.



Trust

We take responsibility for partnerships, our employees, society and the environment.

Julius Blum started our journey in 1952 with horseshoe studs. Today we supply innovative fittings to customers in over 120 countries.

Julius Blum GmbH
Furniture Fittings Mfg.
6973 Höchst, Austria
Tel.: +43 5578 705-0
Fax: +43 5578 705-44
E-mail: info@blum.com
www.blum.com

Our sites in Austria, Poland and China are certified to the international standards mentioned below.
Our site in the USA is certified to ISO 9001.
Our site in Brazil is certified to ISO 9001, ISO 14001 and ISO 45001.



ISO 9001
Certified Quality
System



ISO 14001
Certified Environmental
System



ISO 50001
Certified Energy
System



Look for our
FSC®-certified
products

All content is copyrighted by Blum.
Subject to technical modifications and changes to the range without notice.
IDNR: 000.000.0 · EP-257/6 EN-AL/02.23