

# TANDEM plus BLUMOTION



## Roll-out Shelf

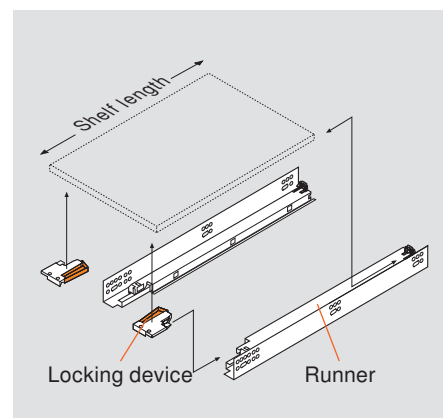
### Application



### Description

- Possible with any TANDEM runner
- 100 lb static load capacity

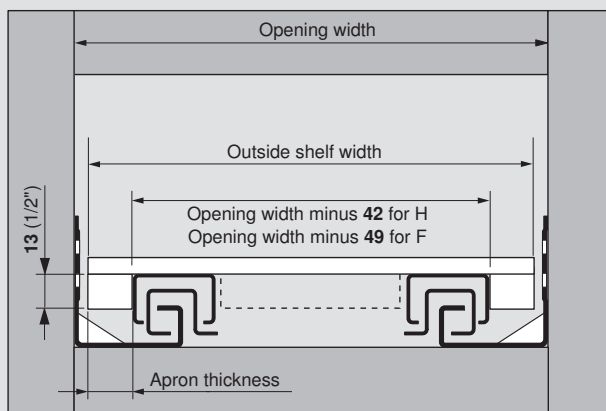
### Basic Components



### Components

#### Shelf size and position in opening

##### Front view



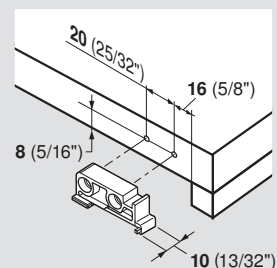
#### Calculating outside tray width

	F series runner				H series runner			
Apron thickness	19 (3/4'')	18 (23/32'')	17 (21/32'')	16 (5/8'')	15 (19/32'')	14 (9/16'')	13 (1/2'')	12 (15/32'')
Deduct from opening width	11 (7/16'')	13 (1/2'')	15 (19/32'')	10 (13/32'')	12 (15/32'')	14 (9/16'')	16 (5/8'')	18 (23/32'')

**NOTE:** Maximum apron thickness 16 (5/8'') for H / Maximum apron thickness 19 (3/4'') for F

#### Rear mounting block

Attach rear mounting block to the back of the shelf instead of notching and boring



- Eliminates the need to edge bore holes for hooks on roll-outs

**NOTE:** Shelf length = specified length for runner minus 10 (13/32'')

	Part no.
Rear mounting block	<b>T51.7000.01</b>
Installation screw	<b>6064N</b>

#### Standard locking device with side-to-side adjustment



- One right and one left required per drawer
- Self-adjusting drawer length tolerance
- Minimum inside drawer width 170 (6-11/16'')
- Height adjustment +3 (1/8'')
- Side-to-side adjustment ±1.5 (1/16'')
- For use with 563/569 series runners only
- For other options see page 32

Part no.

Right locking device **T51.1901 R**

Installation Left locking device **T51.1901 L**

page 11 Installation screw **606N or 606P**

#### Shelf assembly

