



## Products & Services

[blum.com](https://blum.com)

 **blum**<sup>®</sup>





## We're craftsmen, too.

At Blum, we understand that you take the utmost pride in offering cabinetry that's not only beautiful, but functional and lasting. That's why we are committed to engineering hardware that withstands even the busiest of kitchens. Each of our products and services has been specially crafted with you in mind — from our planning information and installation videos, to our tried-and-tested products that ensure fewer callbacks from customers.





## Contents

### Products & Services


- 4** Quality
- 6** Our Story
- 8** Research
- 10** Motion Technologies
- 12** Lift Systems
- 18** Hinge Systems
- 22** Runner Systems
- 26** Box Systems
- 30** Organizational Systems
- 34** Machines, Assembly Aids and Services



# Quality

Our commitment to quality goes beyond our products. Quality starts with our employees and spreads throughout every aspect of our business. Our driving force is a passion to continue to make existing products better and challenge limitations. We have checks and procedures in place during each stage of the manufacturing process to ensure our customers receive only the highest-quality products and that they withstand the test of time. And, thanks to an open feedback loop from our customers, our innovations and ongoing improvements provide the basis for a well-rounded quality experience.











# Our Story

When our founder, Julius Blum, created this company, he was making horseshoe studs in Austria. When horses were replaced by cars, Julius began looking elsewhere for opportunity. Being knowledgeable in the metal industry, he began making a name for himself in the hardware industry.

Today, the Blum name stands for quality, innovation and great customer service. We manufacture hardware that makes working in the kitchen easier, no matter the age of the user, and we do this globally. We've been in the United States for more than 40 years and are committed to manufacturing for the American market. From our first day to today, our family name inspires us to deliver meaningful products and ideas that transform the way people work in their kitchens.




# Research

Research and development has been at the core of our innovation for more than 50 years, and it is the framework for our success in the years ahead. We've spent years in the homes of kitchen users throughout the world to understand how people work in their kitchens and how they *want* to work in their kitchens. The insights we gain help us develop new product ideas that are tailor-made solutions to common pain points. Our engineers are skilled in not only looking at future technologies, but also reviewing proven materials in order to make good products even better.





Blum's AGE EXPLORER® suit ages the user 20+ years and is utilized by our research and development team throughout the innovation process. This ensures that, with our products, kitchens remain usable for people of all ages, no matter what life throws at you.



For more of Blum's ideas on functional kitchen design, visit our website at [blum.com/ideas](https://blum.com/ideas)






TIP-ON



TIP-ON  
BLUMOTION



BLUMOTION



SERVO-DRIVE



# Designed to move

We think working in the kitchen should be like a well-coordinated dance. Movements should be easy and fluid, and cabinets should open with a light pull of the handle and close softly and effortlessly. Our overarching goal is to continue perfecting motion. In cabinetry, we achieve this with our innovative hardware that inspires creativity in the craft, offering solutions for wide handleless fronts or trending technologies like soft close and touch-to-open.

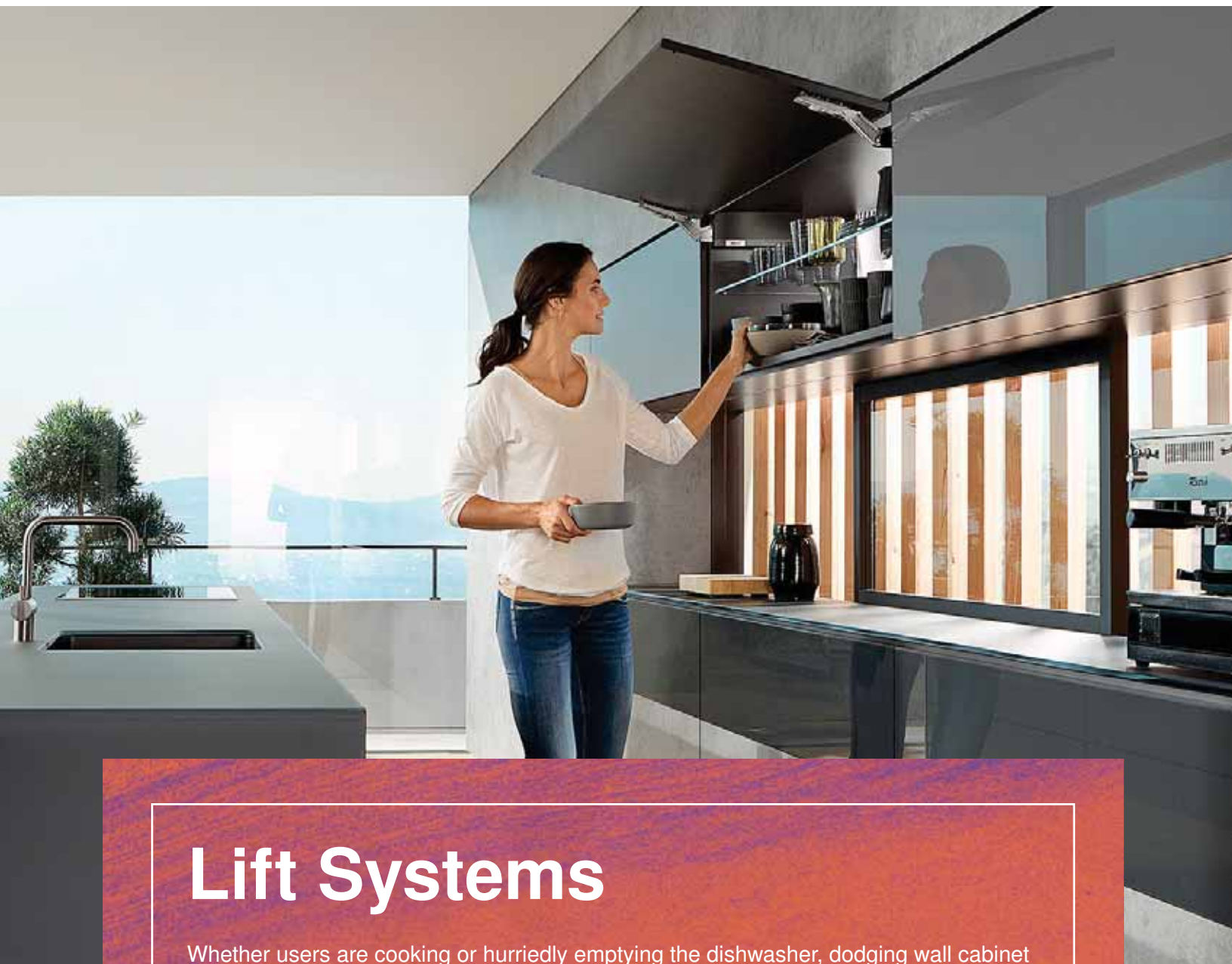
TIP-ON: Mechanical touch-to-open

TIP-ON BLUMOTION: Mechanical touch-to-open with soft close

BLUMOTION: Soft close

SERVO-DRIVE: Electrical touch-to-open and assisted opening,  
with soft close





# Lift Systems

Whether users are cooking or hurriedly emptying the dishwasher, dodging wall cabinet doors can disrupt a good flow in the kitchen. With AVENTOS lift systems, doors move up and out of the way, meaning all wall cabinets can remain open while you're working in the kitchen, allowing you to easily see everything in your upper cabinets.

Even large fronts (up to 72" wide) open with ease and close silently and effortlessly thanks to BLUMOTION soft close. The variable stop feature means the door will hold in any position so it's always within easy reach for closing.







## AVENTOS HF



### Bi-fold Lift Systems

The two-part front folds together in the center when opening. This lift system is ideal for taller wall cabinets with large fronts.

#### Height range:

**479** (18-7/8") to **1067** (42")

#### Width range:

**381** (15") to **1828** (72")

- Well suited for large cabinets
- For both frameless and face frame applications
- Includes a finger safety feature
- Three-dimensional front adjustment of both fronts
- Variable stop
- Closes silently and effortlessly with BLUMOTION

#### Solutions for:

- |              |                  |               |
|--------------|------------------|---------------|
| ✓ Face frame | ✓ Wood           | ✓ BLUMOTION   |
| ✓ Frameless  | ✓ Wide           | ✓ SERVO-DRIVE |
|              | ✓ Narrow         |               |
|              | ✓ Aluminum frame |               |

## AVENTOS HS



### Up & Over Lift Systems

The front swings over the cabinet and is ideal for large-area, single fronts. The up-and-over lift system is also perfect for cabinets with crown molding.

#### Height range:

**350** (13-3/4") to **800** (31-1/2")

#### Width range:

**381** (15") to **1828** (72")

- Well suited for large cabinets
- For both frameless and face frame applications
- Crown molding clearance
- Three-dimensional front adjustment of both fronts
- Variable stop
- Closes silently and effortlessly with BLUMOTION

#### Solutions for:

- |             |                  |               |
|-------------|------------------|---------------|
| ✓ Frameless | ✓ Wood           | ✓ BLUMOTION   |
|             | ✓ Wide           | ✓ SERVO-DRIVE |
|             | ✓ Narrow         |               |
|             | ✓ Aluminum frame |               |



# AVENTOS

## HL



### Lift Up Door

When opened, the door travels in a parallel direction, making it a great option when objects such as cabinets or crown molding may cause interference.

#### Height range:

**300** (11-13/16") to **580** (22-13/16")

#### Width range:

**381** (15") to **1828** (72")

- Well suited for wall cabinets or below another cabinet
- Ideal for appliance garage applications
- For both frameless and face frame applications
- Simple assembly and easy adjustment
- Variable stop
- Closes silently and effortlessly with BLUMOTION

#### Solutions for:

- |              |                  |               |
|--------------|------------------|---------------|
| ✓ Face frame | ✓ Wood           | ✓ BLUMOTION   |
| ✓ Frameless  | ✓ Wide           | ✓ SERVO-DRIVE |
|              | ✓ Narrow         |               |
|              | ✓ Aluminum frame |               |

# AVENTOS

## HK top



### Stay Lift Door

Requiring no measuring, this program is an easy transition into lift-up doors for wall cabinets. Ideal for applications in high cabinets and over the refrigerator.

#### Height range:

**250** (10") to **610** (24")

#### Width range:

**381** (15") to **1828** (72")

- Worry-free installation
- Adjustments accessible without removing cover cap
- Well suited for wall cabinets and/or above a pantry
- Integrated angle adjustment
- For both frameless and face frame applications
- Variable stop
- Closes silently and effortlessly with BLUMOTION

#### Solutions for:

- |              |                  |               |
|--------------|------------------|---------------|
| ✓ Face frame | ✓ Wood           | ✓ BLUMOTION   |
| ✓ Frameless  | ✓ Wide           | ✓ TIP-ON      |
|              | ✓ Narrow         | ✓ SERVO-DRIVE |
|              | ✓ Aluminum frame |               |



# AVENTOS

## HK-S



### Small Stay Lift Door

This program has only three lift mechanisms and covers all common door widths and heights. This simplifies planning, ordering and warehousing.

#### Height range:

**186** (7-3/8") to **610** (24")

#### Width range:

**381** (15") to **1828** (72")

- Well suited for wall cabinets and/or above a pantry
- Ideal for applications above a refrigerator
- For both frameless and face frame applications
- Simple assembly and easy adjustment
- No hinges required
- Closes silently and effortlessly with BLUMOTION

#### Solutions for:

- |              |                  |             |
|--------------|------------------|-------------|
| ✓ Face frame | ✓ Wood           | ✓ BLUMOTION |
| ✓ Frameless  | ✓ Wide           | ✓ TIP-ON    |
|              | ✓ Narrow         |             |
|              | ✓ Aluminum frame |             |

# AVENTOS

## HK-XS



### Small Stay Lift Door

This program allows for cabinets with shallow internal depths to be equipped easily. The symmetrical lift mechanism can be used on one or both sides.

#### Height range:

**238** (9-3/8") to **610** (24")

#### Width range:

Cabinets up to **1828** (72")

- Well suited for small wall cabinets
- For both frameless and face frame applications
- Simple assembly and easy adjustment
- Mechanism can be used on one or both sides
- Designed for use with BLUMOTION hinges

#### Solutions for:

- |              |                  |             |
|--------------|------------------|-------------|
| ✓ Face frame | ✓ Wood           | ✓ BLUMOTION |
| ✓ Frameless  | ✓ Wide           | ✓ TIP-ON    |
|              | ✓ Narrow         |             |
|              | ✓ Aluminum frame |             |



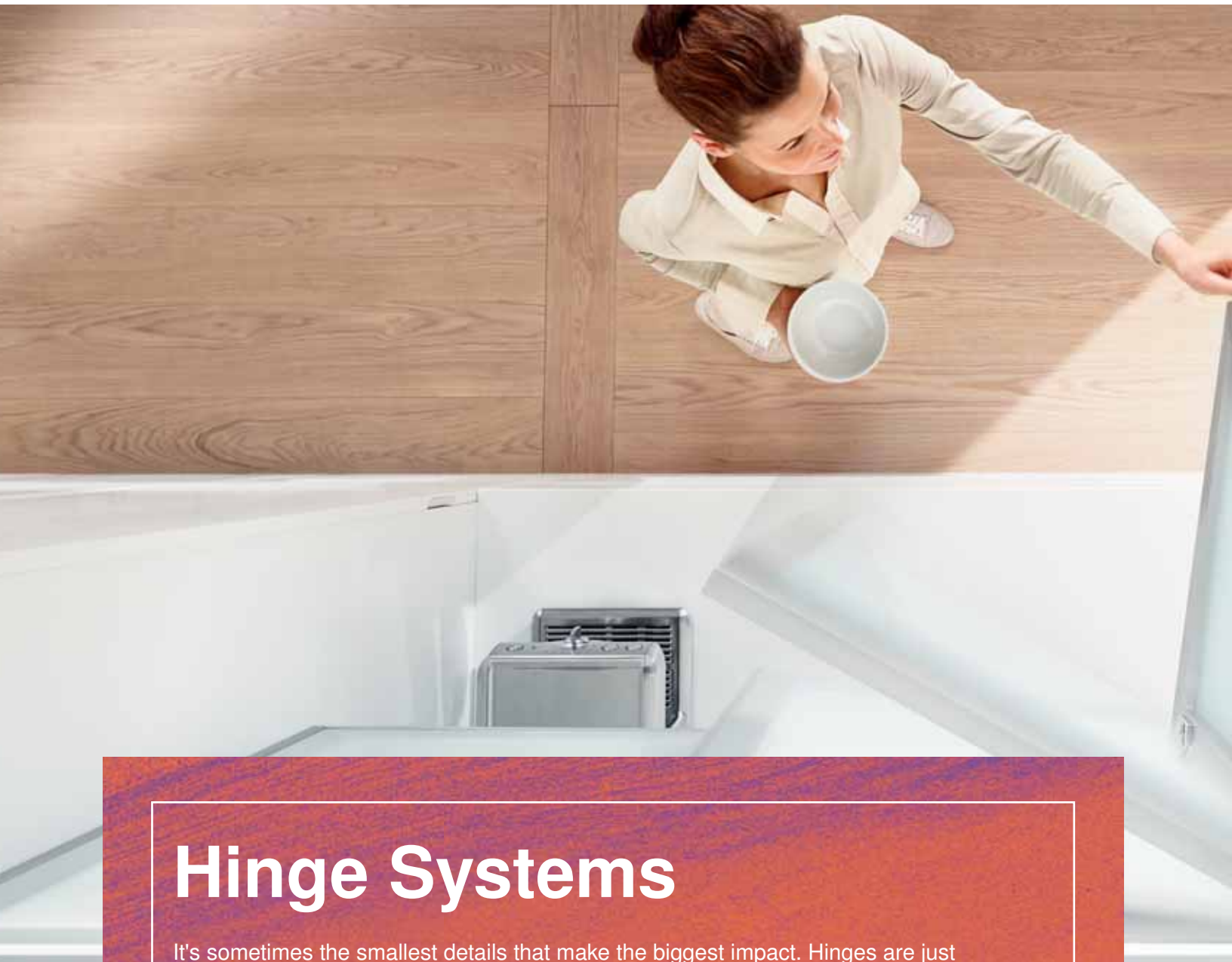


### **Solutions for All Applications**

The AVENTOS program opens up a whole new world of design possibilities, not only for the kitchen, but all parts of the home. Even the widest and heaviest doors can be accommodated. Wide base cabinet designs can now be mirrored in the wall cabinets above to create a more uniform look.

Blum offers an Online Product Configurator that provides detailed parts list, as well as planning and installation information. Available at [e-services.blum.com](http://e-services.blum.com)





# Hinge Systems

It's sometimes the smallest details that make the biggest impact. Hinges are just one small part of the kitchen, but they can really spice up any space. Create new possibilities with a wide range of hinge solutions for specialty cabinets, pantries with interior roll-outs or doors made with thick wood or glass.

Choose a hinge with integrated BLUMOTION soft close so doors have smooth and quiet closing action regardless of their size, weight or the force with which they are closed. This feature can be deactivated for small, lighter doors.





# COMPACT

## CLIP



### Clip on and Soft Close Combined

COMPACT CLIP hinges utilize our clip technology so doors can be attached and removed tool free.

- BLUMOTION integrated into the hinge cup
- Deactivation switch for small/light doors
- Three-dimensional cam adjustment with directional arrows for easy and precise adjustability
- Pre-mounted screw version for time-saving and accurate installation
- Full and partial overlays for most face frame applications or door styles
- Overload safety feature protects hinge from damage if slammed

#### Solutions for:

- ✓ Face frame
- ✓ Partial overlay
- ✓ BLUMOTION
- ✓ Full overlay

# COMPACT

## BLUMOTION



### Soft Close, One Piece Hinge

COMPACT BLUMOTION hinges were specifically designed for face frame cabinets. The soft close feature is built right into the hinge cup.

- BLUMOTION integrated into the hinge cup
- Deactivation switch for small/light doors
- Simple assembly and easy adjustment
- Full and partial overlays for most face frame applications and door styles
- Overload safety feature protects hinge from damage if slammed
- Three-dimensional adjustment

#### Solutions for:

- ✓ Face frame
- ✓ Partial overlay
- ✓ BLUMOTION
- ✓ Full overlay

# CLIP top

BLUMOTION



## The Secret is Inside

This hinge combines soft close BLUMOTION with Blum's innovative CLIP technology, making it a perfect blend of function and form in a small package.

- BLUMOTION integrated into the hinge
- Deactivation switch for small/light doors
- For door thicknesses up to 26 (1")
- Three-dimensional adjustment
- All metal hinge, nickel plated
- Compatible with CLIP mounting plates and hinge arm cover caps

### Solutions for:

- ✓ Face frame
- ✓ Standard
- ✓ BLUMOTION
- ✓ Frameless
- ✓ Thick door
- ✓ TIP-ON
- ✓ Angled door
- ✓ Blind corner
- ✓ Aluminum frame
- ✓ Zero protrusion

# CLIP top



## Proven Function and Design

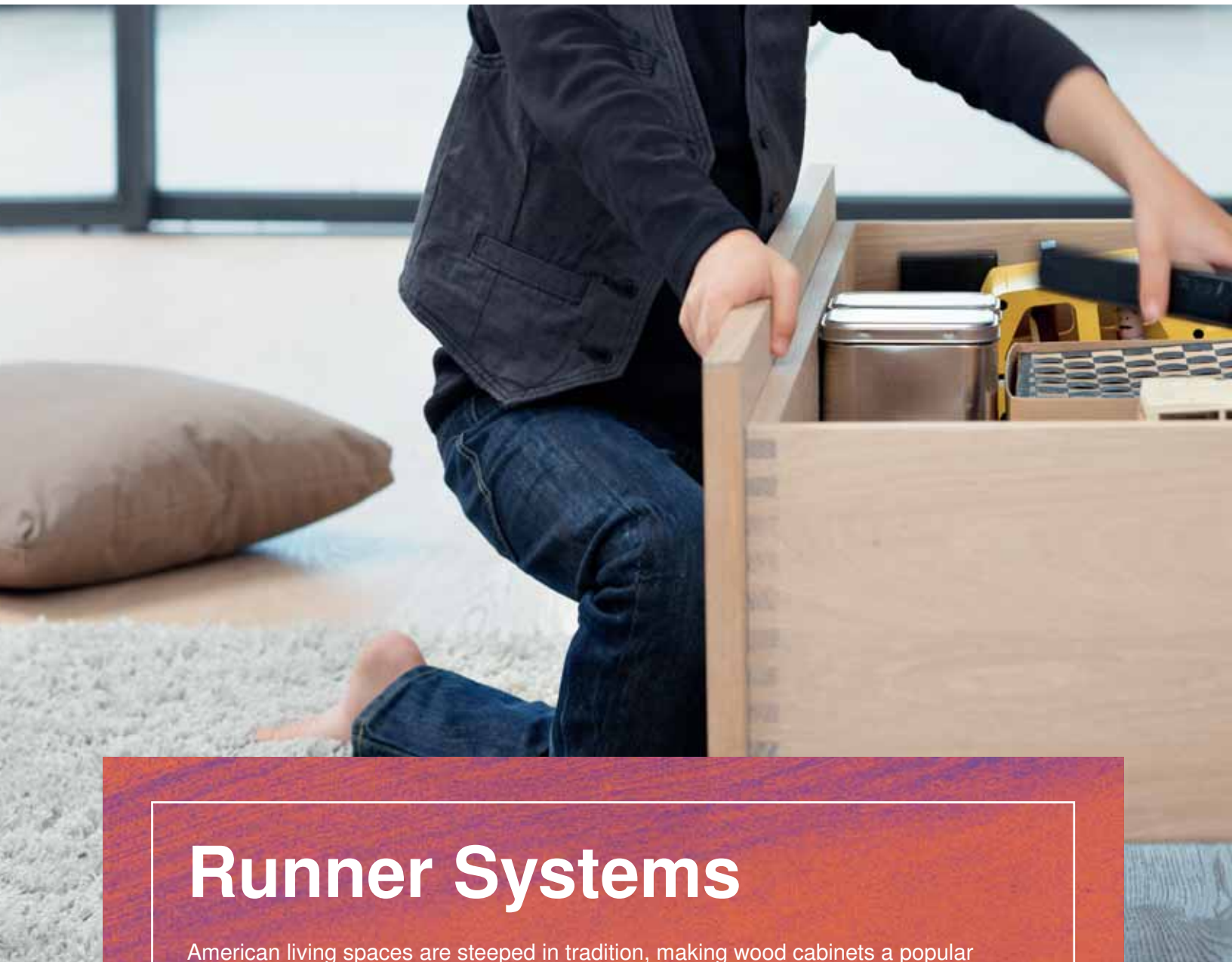
Engineered with CLIP technology, cabinet doors with CLIP top hinges can be attached and removed quickly and without tools.

- Three-dimensional adjustment
- All metal hinge, nickel plated
- Wide array of specialty hinges available
- Add-on BLUMOTION soft close available

### Solutions for:

- ✓ Face frame
- ✓ Standard
- ✓ BLUMOTION
- ✓ Frameless
- ✓ Thick door
- ✓ TIP-ON
- ✓ Angled door
- ✓ Blind corner
- ✓ Aluminium frame
- ✓ Glass door
- ✓ Bi-fold door
- ✓ Zero protrusion





# Runner Systems

American living spaces are steeped in tradition, making wood cabinets a popular choice among homeowners. Blum's runner systems combine tradition with years of innovation and modern technology for drawers. Build custom solutions, such as deep or wide drawers, with confidence they will open and close with ease, no matter how heavily laden.

Our concealed runners have integrated soft close BLUMOTION, so they will close quietly and softly each time.





# MOVENTO



## The Evolution of Motion

Handleless designs are no problem with MOVENTO. Combine the runner system with TIP-ON BLUMOTION or SERVO-DRIVE to open cabinets with a single touch.

### Drawer lengths from:

**305** (12") to **762** (30") in 3" increments

- Full extension concealed runners with BLUMOTION soft close
- Static load capacity from 125-170 pounds
- Four-dimensional adjustment
- Runners for 1/2" to 5/8" drawer material thickness
- Bottom holes for mounting to flush bottom cabinet
- Lateral stabilization available for wide drawers
- Excellent stability and minimal sag, even with a fully loaded drawer
- Compatible with Pull-Out Shelf Lock

### Solutions for:

- ✓ Face frame
- ✓ Heavy duty
- ✓ BLUMOTION
- ✓ Frameless
- ✓ Standard duty
- ✓ TIP-ON BLUMOTION
- ✓ SERVO-DRIVE

# TANDEM

plus BLUMOTION



## Universal. Functional. Smooth.

TANDEM runners allow for easy fine-tuning without tools, thanks to integrated height and tilt adjustment.

### Drawer lengths from:

**229** (9") to **533** (21") in 3" increments

- Full extension concealed runners with BLUMOTION soft close
- Static load capacity of 100 pounds
- Four-dimensional adjustment
- Runners for 1/2" to 3/4" drawer material thickness
- Bottom holes for mounting to flush bottom cabinet
- Lateral stabilization available for wide drawers
- Excellent stability and minimal sag, even with a fully loaded drawer
- Compatible with Pull-Out Shelf Lock

### Solutions for:

- ✓ Face frame
- ✓ Standard duty
- ✓ BLUMOTION
- ✓ Frameless
- ✓ SERVO-DRIVE

# TANDEM

edge BLUMOTION



## Tried. Tested. Proven.

Innovation and experience blended together for an economical solution for wood drawers with smooth performing runners.

### Drawer lengths from:

**229** (9") to **533** (21") in 3" increments

- 7/8 extension concealed runners with BLUMOTION soft close
- Static load capacity of 100 pounds
- Runners for 1/2" to 5/8" drawer material thickness

### Solutions for:

- ✓ Face frame
- ✓ Partial extension
- ✓ BLUMOTION
- ✓ Frameless

# STANDARD



## Proven for Wooden Drawers

Designed to be used in a variety of applications, the STANDARD runners feature a smooth running action with tried-and-tested nylon rollers.

### Drawer lengths from:

**250** (10") to **650** (26") in 2" increments

- Partial extension
- Durable epoxy coating in cream or white
- Smooth running, synthetic rollers on tempered steel rivets
- Available with BLUMOTION soft closing action

### Solutions for:

- ✓ Face frame
- ✓ Partial extension
- ✓ BLUMOTION
- ✓ Frameless





# Box Systems

Create more space in the kitchen without sacrificing style. With Blum's metal box systems, kitchens can be completely customizable in looks. Mix or match materials like stainless steel or Orion gray and add your own custom wood fronts.

Drawer boxes assemble in a cinch, saving you time per project. And with the ability to make easy adjustments, you have more flexibility to get those drawers in perfect position.







# LEGRABOX



## Elegance in Motion

LEGRABOX can be recognized by its straight lines that create a sleek design. This box system offers notably slim drawer profile thicknesses available in three finishes.

### Actual cabinet profile lengths from:

270 (11") to 650 (26")

- Full extension runners with BLUMOTION soft close
- High dynamic carrying capacity, carrying 88 to 155 pounds
- New front fixing bracket guarantees maximum stability
- Sleek design available in stainless steel, matte Orion gray
- Lateral stabilization available for wide drawers
- Three-dimensional front adjustment

### Solutions for:

- ✓ Frameless
- ✓ Interior roll-outs
- ✓ BLUMOTION
- ✓ Five drawer side heights
- ✓ TIP-ON BLUMOTION
- ✓ Heavy duty
- ✓ SERVO-DRIVE
- ✓ Standard duty

# TANDEMBOX



## Countless Possibilities

TANDEMBOX has proven its worth and offered enhanced user convenience for years. The full extension drawers close softly with integrated BLUMOTION.

### Actual cabinet profile lengths from:

**270 (11") to 650 (26")**

- Full extension runners with BLUMOTION soft close
- High dynamic carrying capacity, carrying 75 to 150 pounds
- New front fixing bracket guarantees maximum stability
- Sleek design available in gray
- Lateral stabilization available for wide drawers
- Three-dimensional front adjustment

### Solutions for:

- ✓ Frameless
- ✓ Interior roll-outs
- ✓ BLUMOTION
- ✓ Four drawer side heights
- ✓ SERVO-DRIVE
- ✓ Heavy duty
- ✓ Standard duty

# METABOX



## One for All

With only a few component parts, this box system assembles quickly and works for a variety of applications in kitchens, hallways, bathrooms or even garages.

### Actual cabinet profile lengths from:

**270 (11") to 550 (22")**

- Three-dimensional front adjustment
- Contemporary design
- Simple insertion and removal
- Available with BLUMOTION soft closing action

### Solutions for:

- ✓ Face frame
- ✓ Interior roll-outs
- ✓ BLUMOTION
- ✓ Frameless
- ✓ Four drawer side heights
- ✓ Standard duty





# Organizational Systems

What good is a beautifully designed kitchen if you can't find the items you're looking for? Flexible in what they're able to store, they give kitchen users a complete overview of storage items at a glance.

Choosing deep drawer organization options could be a night-and-day difference for drawers storing food items, plastic containers or even pots and pans. Combine kits with our accessories for storage solutions for spices, knives and plates that won't slide around in drawers!





# AMBIA-LINE

## For Top Drawers



### Organization for LEGRABOX

AMBIA-LINE is particularly suited for LEGRABOX. Stylish and practical, AMBIA-LINE is available in Orion gray in order to provide a clean, harmonious look and function to the interior of drawers. The flatware trays are coated with soft touch, noise-dampening material, and the flexible utensil dividers make storing unique objects easy.

- Blends with the interior of LEGRABOX drawers
- Helps provide clear view of storage items
- Flexible dividers to store special items
- Fits snugly in drawer
- Flatware insert coated with noise-dampening material

### Solutions for:

- ✓ LEGRABOX
- ✓ Flatware
- ✓ Utensils
- ✓ Odds and Ends
- ✓ Knives

# AMBIA-LINE

## For Deep Drawers



### Organization for LEGRABOX

The AMBIA-LINE deep drawer insert and cross gallery divider system are versatile, allowing users to neatly organize a variety of kitchen items. For additional stability, the steel adapter plate for the deep drawer insert holds the system securely in place. Storing items from pots and pans to waste bins has never been easier.

- Blends with the interior of LEGRABOX drawers
- Helps provide a clear view of storage items
- Flexible dividers for changing needs
- Fits snugly in drawers
- Adapter plate holds insert securely in place

### Solutions for:

- ✓ LEGRABOX
- ✓ Deep drawers
- ✓ Spices
- ✓ Plate storage

# ORGA-LINE

## For Top Drawers



### Wood Drawers and TANDEMBOX

Top drawers often store flatware, utensils and odds and ends. With ORGA-LINE, items stay neatly in place. This customizable system is made of stainless steel dividers and trays, making it easy to adapt to any drawer configuration. The flexible utensil dividers ensure a perfect fit for items of every shape and size.

- Flexible dividers for unique items
- Removable trays
- Stainless steel trays are dishwasher safe up to 170°F
- Combine kits for wider drawers
- Fits snugly in drawers

#### Solutions for:

- |             |                 |
|-------------|-----------------|
| ✓ MOVENTO   | ✓ Flatware      |
| ✓ TANDEM    | ✓ Utensils      |
| ✓ TANDEMBOX | ✓ Odds and Ends |
|             | ✓ Knives        |

# ORGA-LINE

## For Deep Drawers



### Wood Drawers and TANDEMBOX

Storing items in a deep wood drawer or TANDEMBOX drawer is easy with ORGA-LINE. Items like pots and pans or plastic containers can be stored with their lids in one drawer, so the lids are always easy to find. ORGA-LINE can be quickly rearranged, making it a great adjustable storage solution.

- Adjustable dividers for changing needs
- High-quality nylon and stainless steel parts
- Cross dividers are cut to length to accommodate all drawer widths

#### Solutions for:

- |             |                 |
|-------------|-----------------|
| ✓ MOVENTO   | ✓ Deep drawers  |
| ✓ TANDEM    | ✓ Spices        |
| ✓ TANDEMBOX | ✓ Plate storage |





# Machines, Assembly Aids and Services

At Blum, we don't just manufacture products, we strive to offer our customers and partners as much support as possible. Whether you're looking for precise planning information, making sure you're ordering the right products or even efficient marketing, Blum is here to help.

Our array of templates and machines make assembly precise, quick and easy, providing users with the right solution for every situation.





# Clamps

## For Drawer Assembly




### Assemble Drawers Quickly

Assemble drawers for LEGRABOX and TANDEMBOX quickly and efficiently without complicated clamping.



#### BOXFIX E-T

- For all TANDEMBOX heights and lengths
- For cabinet widths up to 1200 (47-1/4")
- For cabinet back heights up to 250 (9-13/16")



#### BOXFIX E-L

- For all LEGRABOX heights and lengths
- For cabinet widths up to 1200 (47-1/4")
- For cabinet back heights up to 250 (9-13/16")



#### BOXFIX P

- For all LEGRABOX and TANDEMBOX heights and lengths
- One adjustable stop for drawer width included (additional stops available)
- For cabinet widths up to 1200 (47-1/4")
- For back heights up to 350 (13-3/4")

# Templates

## And Assembly Aids



### Precise Transfer of Measurements

Proven in everyday applications, Blum's templates facilitate the assembly of all Blum products. They can be used in both workshops and directly on-site.

#### Hinges

- Blum offers multiple assembly aids that can be used to bore the Blum hinge pattern and holes for mounting plates. The knock-in tool can be used to insert all Blum press-in hinges.

#### Wooden Drawers

- The Cabinet Profile Template or Universal Individual Template can be used to pre-bore holes for drawer runners. The Concealed Runner Template can then be used to bore holes for rear hooks or locking devices at the required angle.

#### Box Systems

- The Cabinet Profile Template or Universal Individual Template can be used to pre-bore holes for drawer runners.

#### Lift Systems

- With Blum's Universal Individual Template, you can pre-bore for AVENTOS lift mechanism locating pins. The SERVO-DRIVE switch boring template makes installing the SERVO-DRIVE switch quick and accurate.

# Machines

For Boring and Insertion



## Accurate Boring and Insertion

With quick set-up and easy operation, Blum machines ensure efficient assembly for Blum hardware.



### MINIPRESS P

- Front adjustable boring distance with digital counter
- Pneumatic hold-down clamps
- Boring depth adjustment
- Ruler stops (qty 4)
- Dust collection attachment
- Optional laser center line set
- Accepts new 8 or 9 spindle heads



### MINIPRESS M

- 110V power with molding plug (portable)
- Doesn't require pressurized air
- Ruler stops (qty 4)
- Tool kit included
- Dust collection attachment
- Accepts new 8 or 9 spindle heads

# EASYSTICK

And MINIPRESS Machine Accessories



## Quick and Error Free

This addition to your machine is easily adjustable and can efficiently change between operations.



### EASYSTICK

- Computer controlled fence for MINIPRESS P (models 2007 and newer)
- Automatically moves stops for exact drilling results
- Determines drilling locations for all Blum products



### 9 Spindle Head

- Bores 9 holes spaced 32mm apart, parallel to the fence
- Quick-disconnect chucks
- Bores cabinet side panel for 32mm system boring for Blum mounting plates and runners



### 8 Spindle Head

- Bores 8 holes spaced 32mm apart, perpendicular to the fence
- Quick-disconnect chucks
- Bores all METABOX, TANDEMBOX, and LEGRABOX front fixing brackets/galleries
- Bores cabinet side panels for all Blum runner systems



# E-SERVICES

e-services.blum.com



## Supporting You Every Step of the Way

Whether you need help planning projects, installing or just ordering the right parts, our services can make your job easier.

### Planning and Construction

- Planning is key when creating quality products. We offer our customers a range of services for planning cabinets including the Online Product Configurator, architectural specifications, special application drawings and other planning literature.
- We also offer a wide range of products in third party CAD software programs making it easy for you to develop, modify and optimize designs. We currently partner with 3D Warehouse, RIB SpecLink, Chief Architect and Cabinet VIsion.

### Assembly and Installation

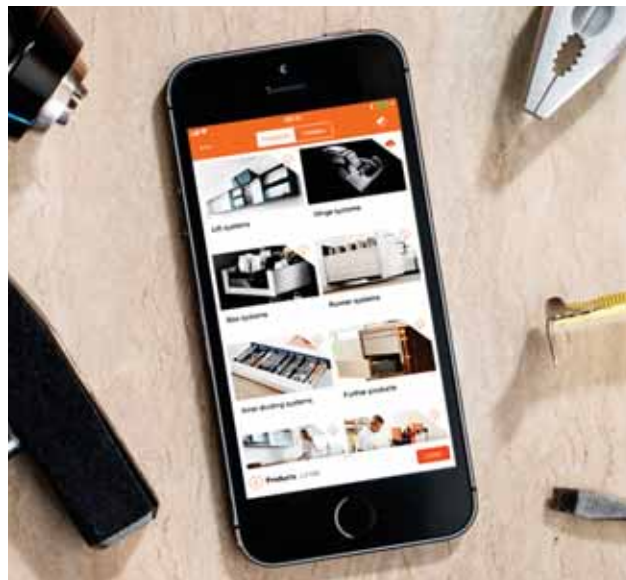
- In addition to our knowledgeable sales and technical teams, we provide planning tools, installation instructions, videos, specialized drawings and other assembly aids to help with installing our products.

### Marketing Support

- We offer many marketing support services to our customers and partners. Marketing materials, online services and sales consultations are just a few of the services we provide.

# EASY ASSEMBLY App

Mobile App



## Easy Installation Access

The EASY ASSEMBLY app for mobile devices supplies all the information you need for precise assembly and adjustment whenever and wherever you need it. The app also features an offline mode so the information you need is always immediately accessible.

- Free for iOS and Android users
- Intuitive and easy to use both on and offline
- Data is continually updated from Blum
- No need to install software or carry out updates
- Saves time and supports top-quality assembly
- Immediately answers any questions about assembly or adjustment
- Useful videos demonstrate each work step and show adjustment and setting options in detail
- Information structured according to product group

# OPC

## Online Product Configurator



### Support for Selecting Hardware

Blum's Online Product Configurator (OPC) clearly steps you through the process of choosing a system, entering dimensions and selecting options. Once the data is entered, the OPC will provide useful information including a detailed parts list and planning information.

- Calculate complex applications
- Exact parts list to support effortless and error-free ordering
- Technical planning drawings
- Installation sheets and assembly videos
- Save frequently used applications in My Library for quick edits
- Save finished configurations in My Projects
- 2D and 3D CAD/CAM data available
- Available on mobile devices
- System software updates not required
- Internet-based application
- Register for free today at [e-services.blum.com](http://e-services.blum.com)!



### Global Customer Benefits

Access to what is stored in a kitchen and what makes a working kitchen easier to use is important to us. Equally important, are the services we offer to better the experience of the manufacturer, designer or dealer, distributor, installer or cabinetmaker.

At Blum, we strive to exceed everyone's expectations who work with our products, no matter when they come in contact with them in the selling process. Through continuous research and dialog with our customers, our goal is to constantly improve the features and benefits of our products and services.



Please visit [blum.com](http://blum.com) for information on other Blum products  
LIT.BUS2100.11.21 Ident. 26344220 © 2021 Blum, Inc.

Blum, Inc.  
7733 Old Plank Rd.  
Stanley, NC 28164  
800-438-6788  
[blum.com](http://blum.com)

FSC Logo



**ISO 9001**  
Certified Quality  
System

 <sup>®</sup>