

Hiring A Blum Certified Carpenter

for your home

PRODUCT
MEMO



As part of Blum's initiative to provide its customers with the best possible service ranging from quality hardware to skilful installation, Blum has been training carpenters and designers on the proper installation of TANDEMBOX plus, TANDEMBOX intivo/antaro, AVENTOS, TANDEM, CLIP/CLIP top and SERVO-DRIVE. Blum highly recommends certified carpenters to install its products because only perfect installation can lead to Blum's distinct high quality of motion.

How to hire a Blum Certified Carpenter



Step 1. Log on to Blum Connect (<http://connect.blum.com>) and browse through the list of certified carpenters at the PARTNERS page. You can search for companies or carpenters by pressing Ctrl + F.

Step 2: After you have chosen a company, check the list of certified carpenters and ensure that the carpenters are certified to install the product you have selected.


Note: If you have already hired a company or carpenters but they are not listed in our PARTNERS page, ask them to enrol in our Skill Development Course (SDC) programme for free. Completing the SDC programme requires one day.

Step 3. Contact the company you want to hire and request ONLY for carpenters that are listed in the Blum Connect website. Specify the carpenter names if necessary and make sure to include this request in the contract.


Step 4: When the carpenter arrives at your home, ask for his certification card and verify the details such as name, photo and product certifications.

Note: Should the carpenter fail to show his card or has no card, do not allow him to install your Blum hardware. Call the company that he is representing and insist that the company sends you a Blum Certified carpenter.

Please read "Blum hardware in your home" brochure for more details.



This certification card shows that the carpenter has completed and passed all the six (6) courses of Blum and is certified to perform the installation of all Blum products.



This certification card illustrates that the carpenter is certified to install only the TANDEMBOX plus drawers. He is not trained to install other Blum products that is in accordance to Blum quality guidelines.



Advantages of hiring a Blum Certified Carpenter

- You are guaranteed that the carpenter you have hired is skilled to install Blum hardware, thus saving you time and money.
- You will get a warranty from Blum if the product is still not working properly even after it was installed by a Blum Certified Carpenter
- You will experience and enjoy the high quality of motion you can only expect from Blum hardware.



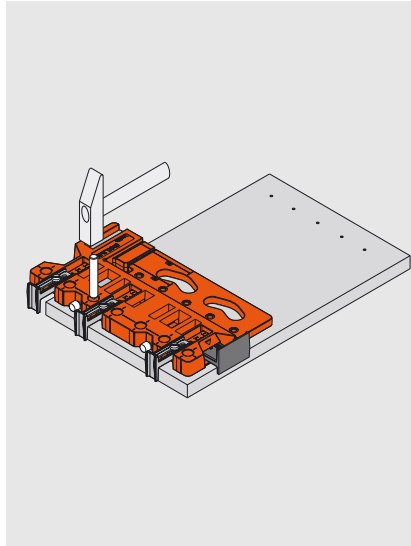
Please take note!

- A company's listing on the PARTNERS page of Blum Connect does not signify that all of their carpenters are Blum certified. Carefully check the number of carpenters a company sent for certification and which product/s these carpenters are certified for.
- Most companies send certified carpenters to your home to do the installation. However, some companies do not. Ensure you check their certification cards before they start the work.
- Blum can only guarantee the quality of its hardware and not the quality of a carpenter's work. Our training courses will provide your carpenter/s with the necessary training to provide you with a skilful workmanship.
- Blum reserves the right to reject the return or exchange of any product that was mishandled by a carpenter or designer not certified by Blum.

Blum's assembly devices support the manufacture of furniture to the highest quality. Our assembly devices provide a precise installation of all Blum products. Ensure that your Blum certified carpenter is using the proper drilling templates during installation:

Blum assembly devices:

Universal drilling template

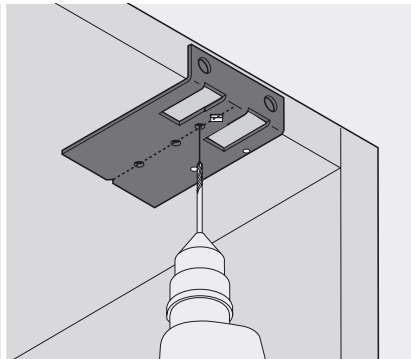


- For marking or pre-drilling the fixing holes of front fixings including gallery, drawer back and base (only METABOX quick assembly version C15) as well as for AVENTOS front fixings

Assembly possibilities:

AVENTOS, TANDEMBOX intivo, TANDEMBOX plus, METABOX, TANDEM

Template for mounting plates

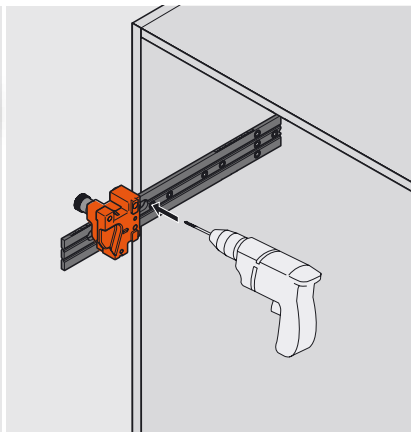


- Template for drilling the fixing positions for mounting plates
- Template for transferring door measurements to the cabinets

Assembly possibilities:

AVENTOS HF, CLIP top BLUMOTION/CLIP top, MODUL hinges

Universal individual template



- Template for pre-drilling the fixing positions for cabinet profiles, lift mechanisms, mounting and adapter plates
- Template can be used with assembled and unassembled cabinets

Assembly possibilities:

AVENTOS, CLIP top BLUMOTION/CLIP top, MODUL, TANDEMBOX intivo, TANDEMBOX plus, METABOX, TANDEM