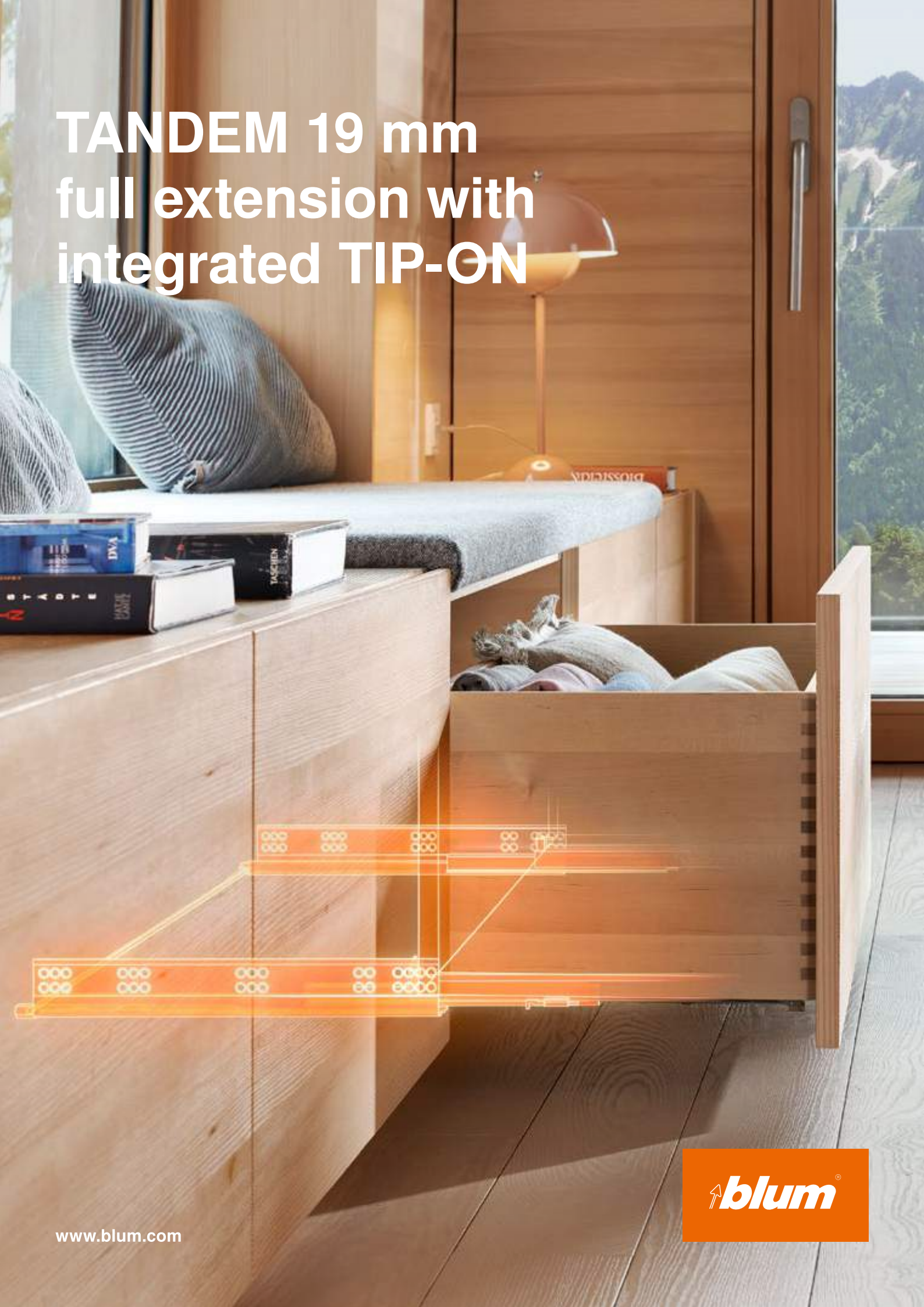


# TANDEM 19 mm full extension with integrated TIP-ON





# Quality steel for your wooden design ideas

You'll already be familiar with the versatility of the TANDEM 19 mm runner system and the convenience of the TIP-ON motion technology. Now we have combined the advantages of both – in the new TANDEM 19 mm full extension with integrated TIP-ON. This means a better quality of living with fewer components. The TANDEM 19 mm, with its tried-and-tested functionality, is now also available as a more cost-effective solution for your wooden design ideas – including easy assembly and convenient operation.





## Contents

- 04 Product advantages
- 08 Easy assembly
- 10 Services and assembly devices

## Ordering and planning information

- 12 560F locking device feature – full extension
- 14 561F hook and peg feature – full extension
- 16 Accessories
- 17 Attachment of runners
- 18 moving ideas



## Proven programme – new pull-out, huge selection

The new TANDEM 19 mm full extension with integrated TIP-ON offers the usual options. From a short nominal length of 250 mm to a long nominal length of 600 mm, you will always find the right solution for you. The load bearing class of 30 kg also remains the same. You can choose between the locking device or hook and peg feature depending on your individual assembly preferences.



## Fewer components – less effort, extensive functionality

The TANDEM 19 mm full extension with integrated TIP-ON makes everything easier and is also more cost-effective. Thanks to the reduced number of components, the runner system takes up less space in your storage area. You also save time on assembly and installation, enabling you to benefit from both reduced effort and the extensive functionality of Blum motion technology.





## Easy to open – enhanced convenience for a better quality of living

Experience a high quality of living – for example with easy-to-open handle-less fronts. The integrated TIP-ON mechanical opening support system guarantees the familiar Blum quality of motion. A light touch is all it takes to open the drawer. Thanks to synchronisation, you can touch almost anywhere to open, even the corners on the front.

## With synchronisation – practical all the way

To open, touch lightly anywhere on the front – in the centre or to the side. A concealed synchronisation linkage connects the runners, giving TIP-ON a large trigger range.







## Easy installation – quickly install or remove

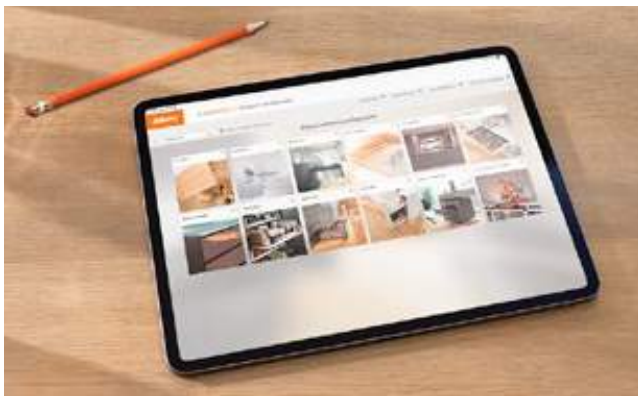
As TIP-ON is already integrated into the TANDEM 19 mm runner, no additional parts are required. This also means that less effort is involved in installation and removal. As is the case with all TANDEM 19 mm variants, you can choose between the locking device or hook and peg feature – both of which feature easy adjustment and a practical lift-off stop. No adapters are required for the self-explanatory installation of the single-piece synchronisation linkage that can be cut to size.

# Services and assembly devices – precise, practical and professional

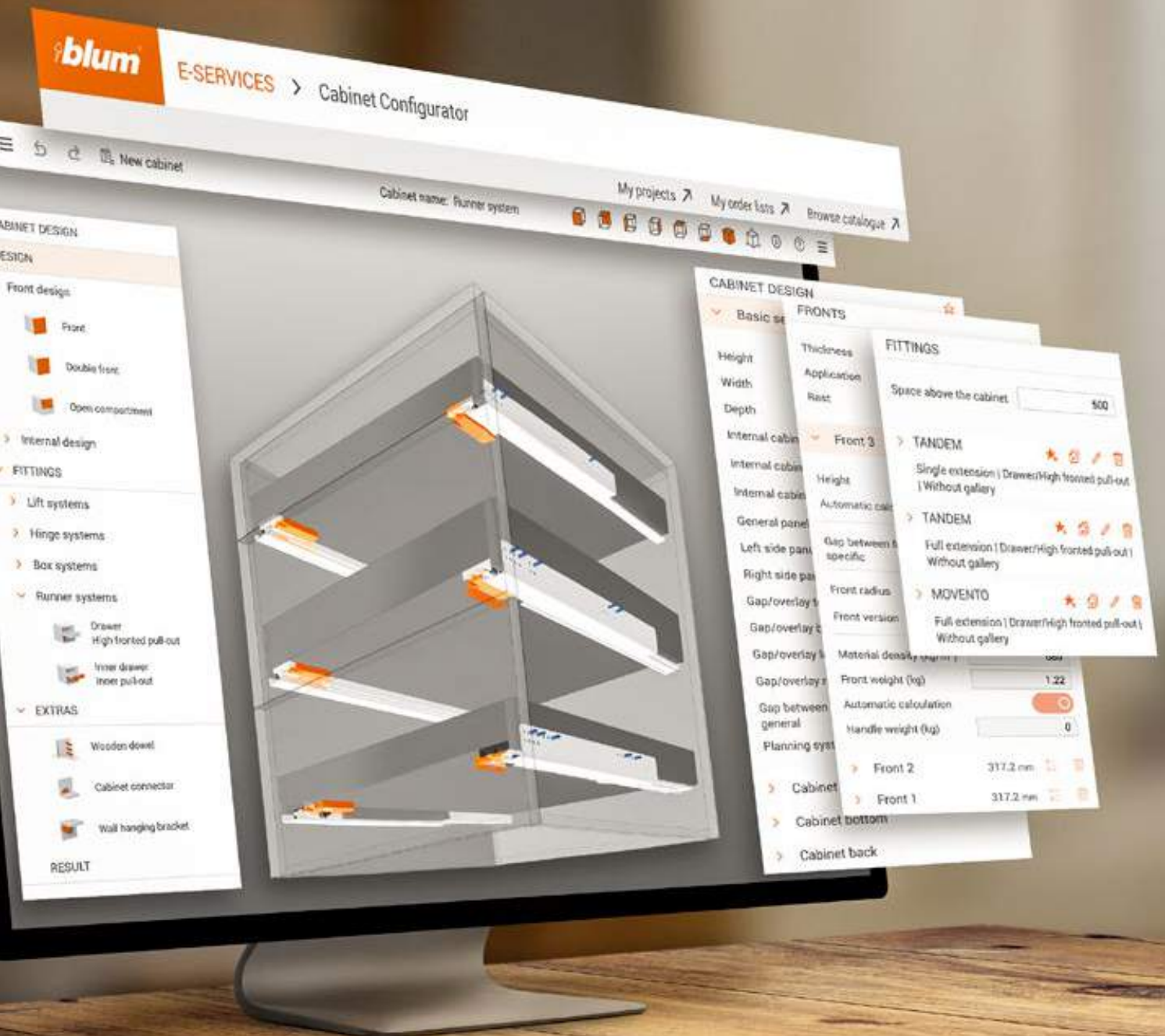
We offer services and assembly devices to complement the TANDEM 19 mm full extension runner system with integrated TIP-ON. We support you along the entire process chain: our E-SERVICES help you to plan, design and choose products around the clock. In addition to drilling and insertion machines, we also offer special drilling templates for furniture production, such as for TANDEM 19 mm with the hook and peg feature or for the TANDEM front adjuster.



**Product Configurator**  
[www.blum.com/productconfigurator](http://www.blum.com/productconfigurator)





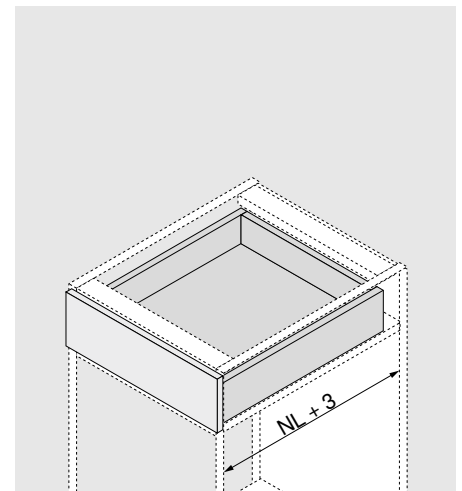


Cabinet Configurator  
[www.blum.com/cabinetconfig](http://www.blum.com/cabinetconfig)

## 560F locking device feature – full extension – integrated TIP-ON



- Concealed TANDEM 19 mm full extension for wooden drawers with a panel thickness of 17 to 19 mm
- Includes integrated TIP-ON motion technology – the mechanical opening support system
- Low-friction cylindrical nylon rollers ensure a feather-light glide
- Tool-free height adjustment via a locking device
- Tool-free integrated front tilt adjustment
- Integrated tool-free depth adjustment
- Recommendation: optional TIP-ON synchronisation for secure triggering even with wide fronts



## Ordering information

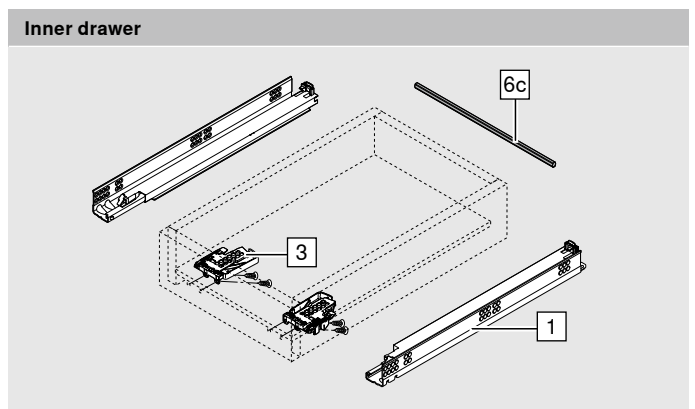
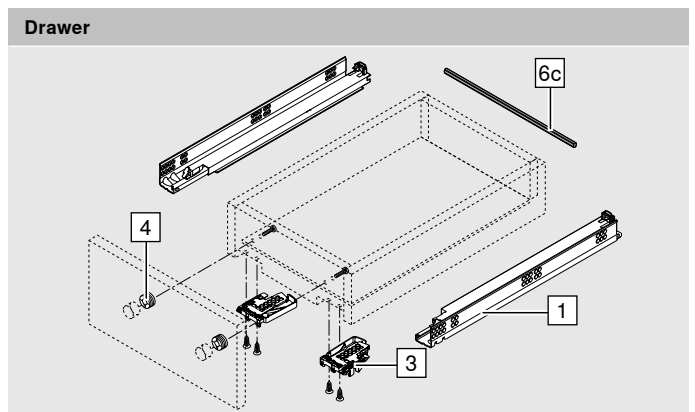
1	Runners left/right	
	Nominal length NL mm	Load bearing capacity 30 kg
	250	560F2500T
	270	560F2700T
	300	560F3000T
	350	560F3500T
	400	560F4000T
	450	560F4500T
	500	560F5000T
	550	560F5500T
	600	560F6000T
Integrated TIP-ON		

3	Locking device left/right	
	Nylon/zinc Orange	T51.1700.04
	With height adjustment	
	Order left and right	

## Accessories

4	Front adjuster	
	Nylon	
	Natural	295.1000

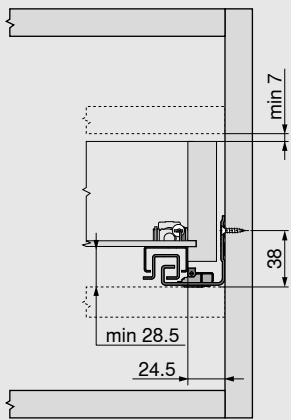
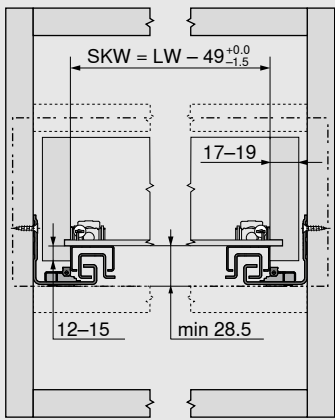
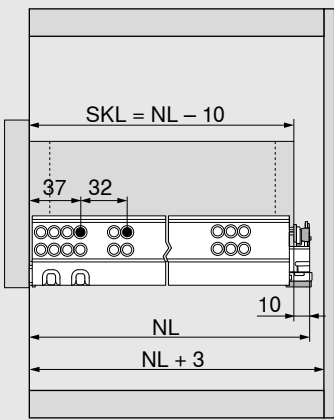
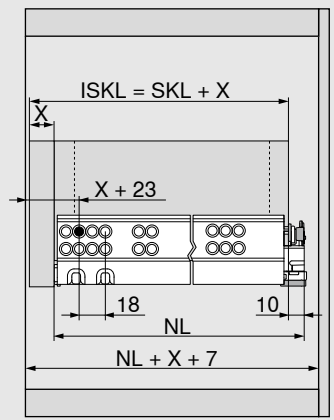
6c	TIP-ON synchronisation linkage		
	Cabinet width KB (mm)	Version	
	Up to 1200	Profile linkage	T57.1140S
	For cutting to size We recommend the use of a synchronisation linkage for every cabinet width. Cutting dimensions: internal cabinet width LW – 39 mm		



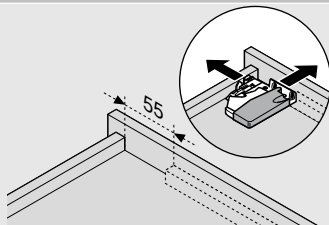


## 560F locking device feature – full extension – integrated TIP-ON

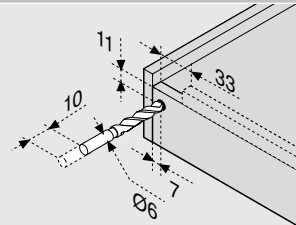
### Planning

Space requirements in the cabinet	Drawer/inner drawer	Drawer	Inner drawer
			
	SKW Internal drawer width	SKL Drawer length	ISKL Inner drawer length
	LW Internal cabinet width	NL Nominal length	SKL Drawer length
			NL Nominal length
			X Front thickness

### Drawer assembly

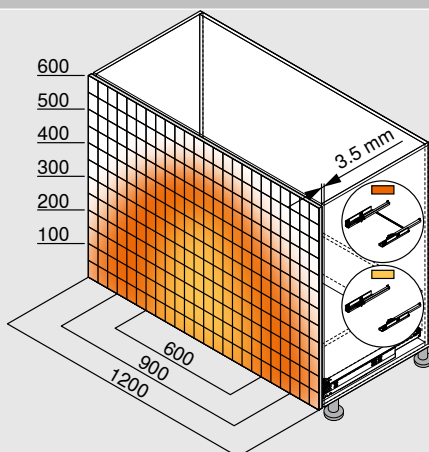


Use drilling template T65.1000.02



Use drilling template T65.1000.02

### Trigger range

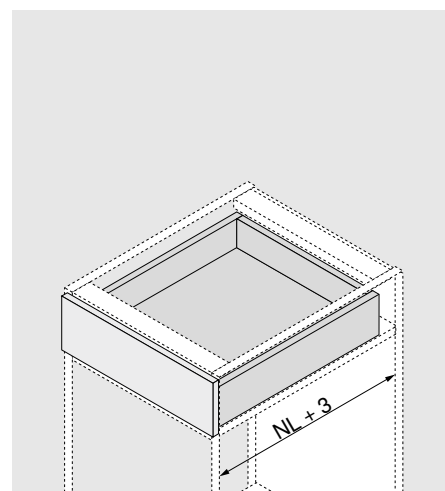


Example for 560F – 30 kg, nominal length NL 500 mm, four sided drawer, with synchronisation

## 561F hook and peg feature – full extension – integrated TIP-ON



- Concealed TANDEM 19 mm full extension for wooden drawers with a panel thickness of 17 to 19 mm
- Includes integrated TIP-ON motion technology – the mechanical opening support system
- Low-friction cylindrical nylon rollers ensure a feather-light glide
- Lift-off stop, height adjustment and front tilt adjustment integrated
- Tool-free integrated depth adjustment
- Recommendation: optional TIP-ON synchronisation for secure triggering even with wide fronts



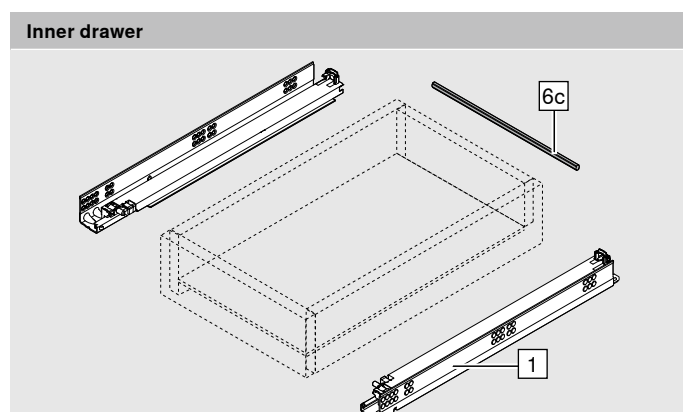
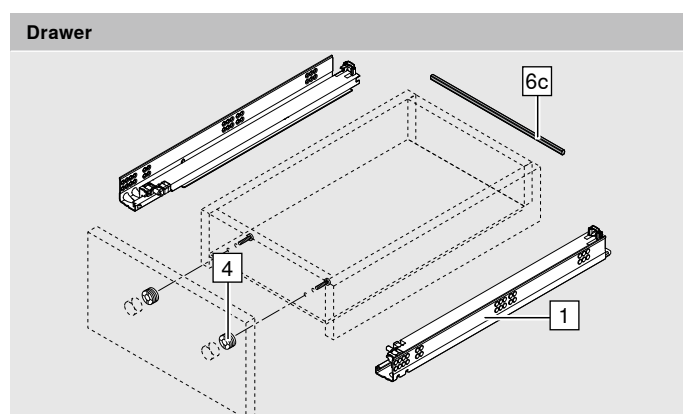
## Ordering information

1	Runners left/right	
	Nominal length NL mm	Load bearing capacity 30 kg
	260	561F2601T
	310	561F3101T
	360	561F3601T
	410	561F4101T
	460	561F4601T
	510	561F5101T
	560	561F5601T
Integrated TIP-ON		

6c	TIP-ON synchronisation linkage	
	Cabinet width KB (mm)	Version
	Up to 1200	Profile linkage
		T57.1140S
For cutting to size We recommend the use of a synchronisation linkage. Cutting dimensions: internal cabinet width LW – 39 mm		

## Accessories

4	Front adjuster	
	Nylon Natural	295.1000



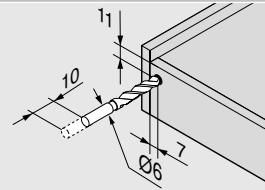
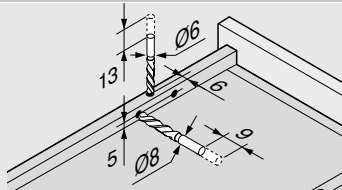


## 561F hook and peg feature – full extension – integrated TIP-ON

### Planning

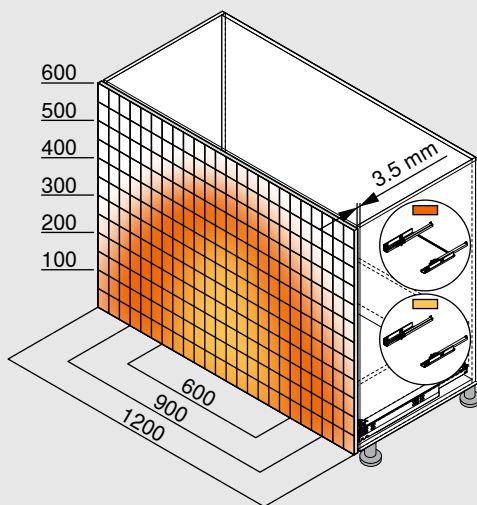
Space requirements in the cabinet	Drawer/inner drawer	Drawer	Inner drawer
	SKW Internal drawer width	SKL Drawer length	ISKL Inner drawer length
	LW Internal cabinet width	NL Nominal length	
			SKL Drawer length
			NL Nominal length
			X Front thickness

### Drawer assembly



Use drilling template T65.1000.02

### Trigger range

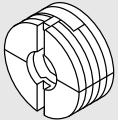


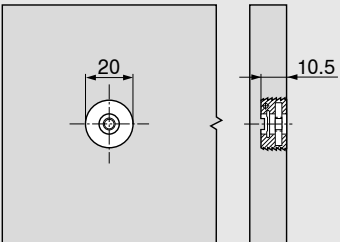
Example for 560F – 30 kg, nominal length NL 500 mm, four sided drawer, with synchronisation

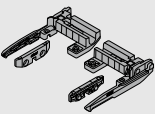
### Drawer assembly

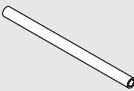
	Nominal length NL (mm)	Peg X2 (mm)	Lift-off stop X1 (mm)
	260	205	185
	310	230	242
	360	275	287
	410	300	344
	460	335	379
	510	360	436
	560	405	481

## Accessories


Front adjuster	
	With pre-mounted steel flange For four sided drawers 2-dimensional front adjustment ( $\pm 2$ mm) Material: nylon Colour: natural
	295.1000

Planning

Insertion ram for MINIPRESS + PRO-CENTER MZM.0095

Pull-out shelf lock (set)	
	<b>Material</b> Nylon
	<b>Colour</b> Orion grey matt
	<b>Consisting of:</b> 2 x locking unit* 2 x latching element 1 x installation instructions
	295F5700
	Fixing with chipboard screws Ø 3.5 x 15 mm, part no. 609.1500 or system screws, part no. 661.1450.HG
* Fixing only possible with chipboard screws	























































































































































Pull-out shelf lock – synchronisation linkage	
	<b>Material</b> Aluminium
	<b>Colour</b> Natural
	For cutting to size
	Optional
	Suitable for cabinet width KB up to 1200 mm Cutting dimensions: LW – $87 \pm 1$ mm Pull-out shelf lock can be unlocked with one hand thanks to synchronisation

Further information on the pull-out shelf lock can be found in EP-552 Pull-out shelf lock

Back fixing bracket for pull-out shelves without pull-out shelf lock	
	Nylon Natural
T51.7000.01	































































































































## Attachment of runners 560F/561F

Runner 560F – 30 kg																
NL	19	37	69	133	165	197	229	243	261	284	325	357	421	453	517	549
250–270	 	 	 	 	 	 										
300	 	 	 	 	 	 										
350	 	 	 	 	 	 					 	 				
400	 	 	 	 	 	 					 	 	 			
450	 	 	 	 	 	 					 	 	 	 		
500	 	 	 	 	 	 				 	 	 	 	 		
550	 	 	 	 	 	 				 	 	 	 	 	 	
600	 	 	 	 	 	 				 	 	 	 	 	 	 

NL Nominal length

A Chipboard screw Ø 4 x 15 mm

B System screw, part number 661.1450.HG

Runner 561F – 30 kg														
NL	19	37	69	133	165	229	243	261	284	325	357	421	453	517
260	 	 	 	 	 	 								
310	 	 	 	 	 	 								
360	 	 	 	 	 	 				 	 			
410	 	 	 	 	 	 				 	 	 		
460	 	 	 	 	 	 				 	 	 	 	
510	 	 	 	 	 	 			 	 	 	 	 	
560	 	 	 	 	 	 			 	 	 	 	 	 

NL Nominal length

A Chipboard screw Ø 4 x 15 mm

B System screw, part number 661.1450.HG



Further information on  
installation, adjustment and removal  
can be found at:  
[www.blum.com/a\\_tandem](http://www.blum.com/a_tandem)



# moving ideas

We believe that ideas can move the world. We offer innovative fittings, inspiring furniture concepts and appropriate services so that you can turn your creative ideas into reality. We are driven by your needs, international trends and our shared vision of a better quality of living. Let us work together to create moving ideas.



## Quality of living

We would like you to enjoy greater convenience and functionality when using furniture.



## Product range

Everything from a single source: our wide range of products allows you to keep up with today's and tomorrow's trends.



## Inspiration

We monitor global trends and strive to create the solutions of tomorrow. We like to share our insights with you.



## Innovation

We stay in motion. Curiosity and pioneering spirit drive us to develop new products and services for you.



## Services

We support your daily operations with customised services tailored to your processes.



## Quality

We continuously strive to improve our products, services and ourselves.



## Trust

We take responsibility for partnerships, our employees, society and the environment.

Julius Blum started our journey in 1952 with horseshoe studs. Today we supply innovative fittings to customers in over 120 countries.



Blum U.K.  
Mandeville Drive  
Kingston, Milton Keynes  
GB-Buckinghamshire MK10 0AW  
Tel.: 01908 285700  
Fax: 01908 285701  
E-mail: [info.uk@blum.com](mailto:info.uk@blum.com)

Julius Blum GmbH  
Furniture Fittings Mfg.  
6973 Höchst, Austria  
Tel.: +43 5578 705-0  
Fax: +43 5578 705-44  
E-mail: [info@blum.com](mailto:info@blum.com)  
[www.blum.com](http://www.blum.com)

Our sites in Austria, Poland and China are certified to the international standards mentioned below.  
Our site in the USA is certified to ISO 9001.  
Our site in Brazil is certified to ISO 9001, ISO 14001 and ISO 45001.



**ISO 9001**  
Certified Quality  
System



**ISO 14001**  
Certified Environmental  
System



**ISO 50001**  
Certified Energy  
System

 **blum**®



Look for our  
FSC®-certified  
products

All content is copyrighted by Blum.  
Subject to technical modifications and changes to the range without notice.  
IDNR: 248.455.0 · EP-606/1 EN-GB/06.23