



# SPACE TWIN

**Blum's ideas  
for narrow cabinets**

[www.blum.com](http://www.blum.com)

 **blum**<sup>®</sup>

# A practical solution for small storage spaces

Turn tiny spaces into valuable storage with SPACE TWIN. Blum's concept for narrow cabinets with diagonally offset runners creates additional storage space without compromising stability or quality of motion.



## Blum's proven quality of motion

Blum's proven quality of motion is prominent in the SPACE TWIN narrow cabinet. Minimal opening force, a feather-light glide and adaptive BLUMOTION for soft and effortless closing guarantee top quality motion and enhanced ease of use. What's more, the cabinet can be fully extended, providing easy access to all contents.

## High stability and load bearing capacity

Diagonally offset runners provide improved lateral stability and enable a high load bearing capacity of up to 20 kg per base cabinet.

## Harmonious look

SPACE TWIN can be implemented with LEGRABOX, MERIVOBX and TANDEMBOX box systems and with MOVENTO runner system. for a harmonious look.

## Familiar adjustment and assembly ease

The use of standard fittings makes assembly and adjustment as straightforward as usual.



# Diverse implementation options

SPACE TWIN can easily be implemented with Blum fittings from the existing range. The solution can be combined with LEGRABOX, MERIVOBX and TANDEMBOX box systems and with MOVENTO runner system.



**MERIVOBX with BOXCOVER**

Glass design elements capture the light and create a classy impression.



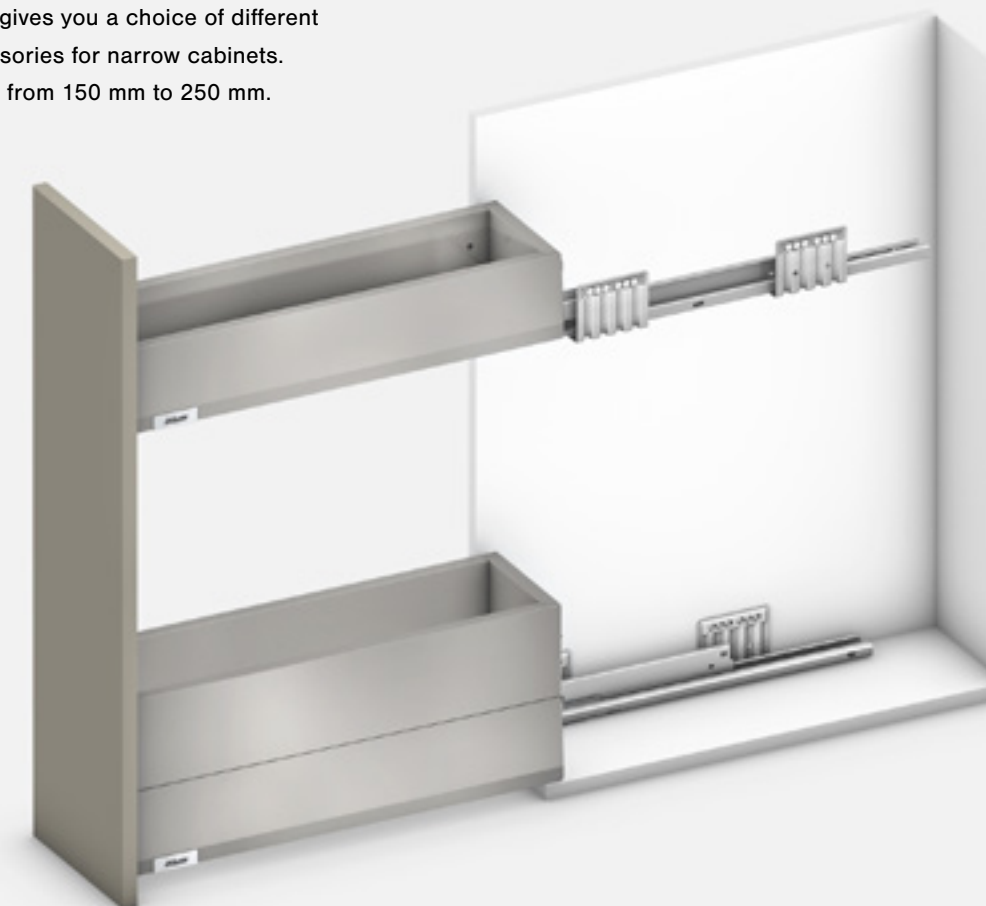
### LEGRABOX

The linear and slim design of LEGRABOX can be used to its full advantage in narrow cabinet solutions. For cabinet widths from 185 mm to 250 mm.



### MERIVOBX

MERIVOBX also gives you a choice of different drawer side accessories for narrow cabinets. For cabinet widths from 150 mm to 250 mm.



### TANDEMBOX antaro

The solution for narrow cabinets is also compatible with efficient TANDEMBOX antaro. For cabinet widths from 165 mm to 250 mm.



### MOVENTO

MOVENTO's quality of motion is also prominent in SPACE TWIN. For cabinet widths from 180 mm to 250 mm.

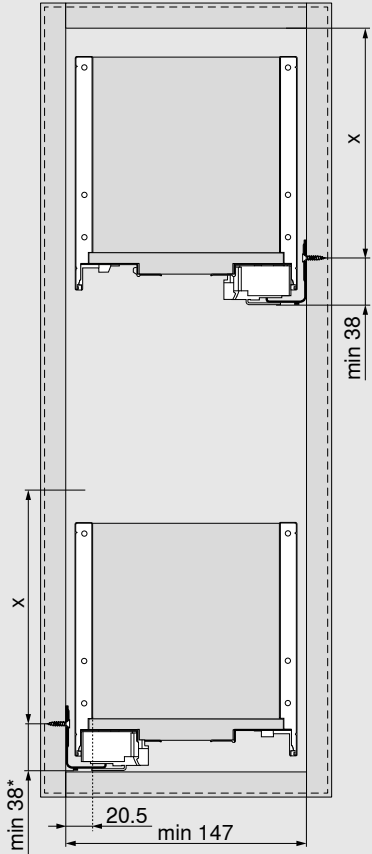


SPACE TWIN



Planning

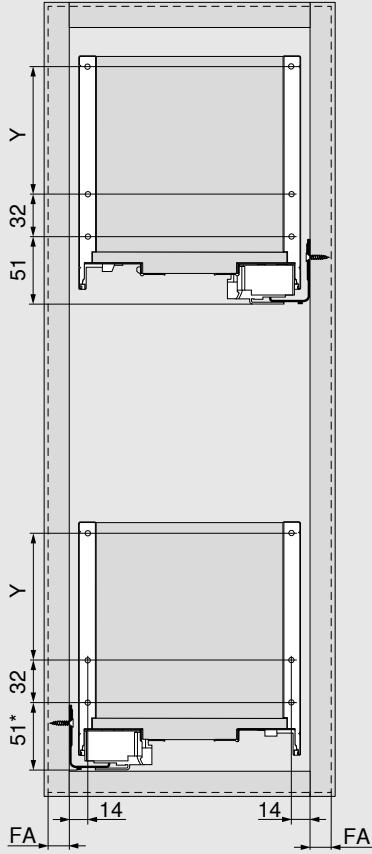
Space requirements in the cabinet



Height	X (mm)
M	68
K	106
C	155

\* + 1 mm if cabinet profile is installed before cabinet assembly

Front dimensions



Height	Y (mm)
M	-
K	-
C	96

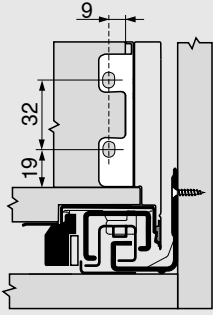
FA Front overlay

\* + 1 mm if cabinet profile is installed before cabinet assembly

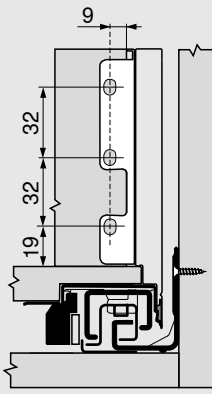
Planning

Back installation dimensions

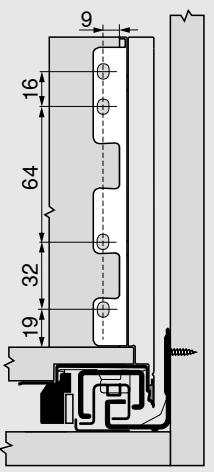
Height M



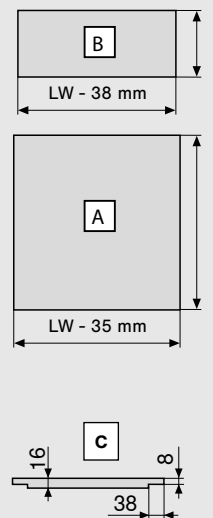
Height K



Height C



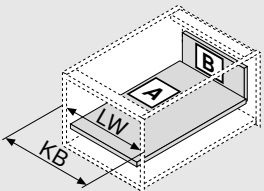
Cutting dimensions for 16 mm chipboard



Chipboard back	B (mm)
Height M	63
Height K	101
Height C	148

Base length	A (mm)
Chipboard back	NL - 10


Rebate dimension	C (mm)



KB	Cabinet width
LW	Internal cabinet width
NL	Nominal length

Note

For ordering information for standard LEGRABOX components, please see the respective product brochures or the catalogue.

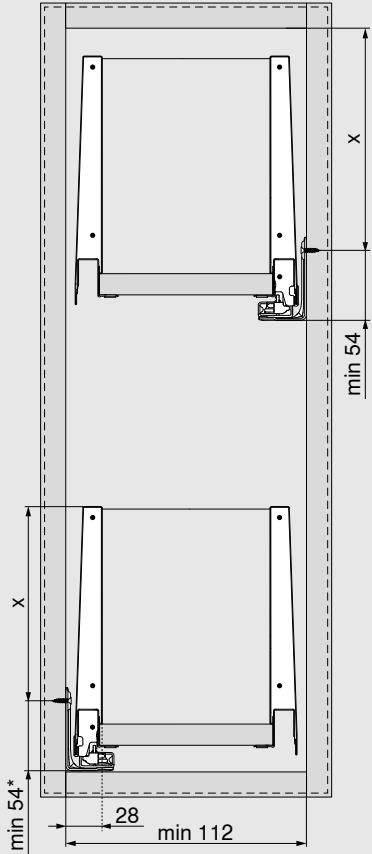


More information on LEGRABOX

[www.blum.com/legrabox](http://www.blum.com/legrabox)

Planning

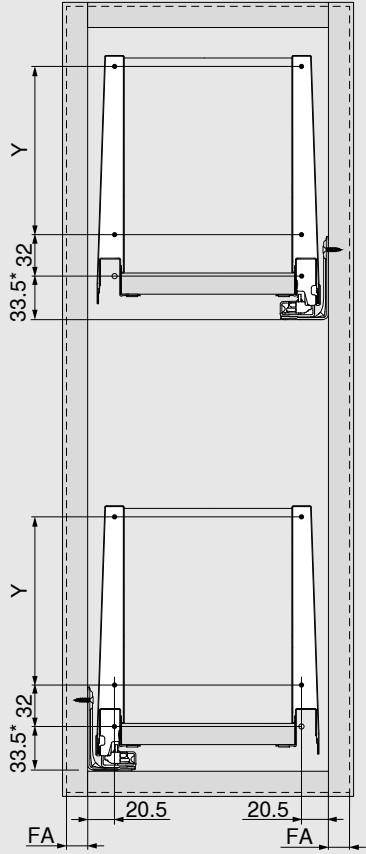
Space requirements in the cabinet



Height	X (mm)
M	54
K	92
E	155

\* + 1 mm if cabinet profile is installed before cabinet assembly

Front dimensions



Height	Y (mm)
M	-
K	-
E	128

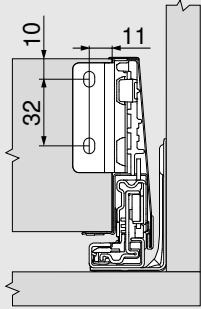
FA Front overlay

\* + 1 mm if cabinet profile is installed before cabinet assembly

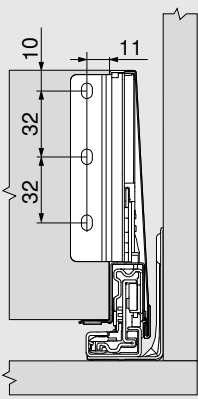
Planning

Back installation dimensions

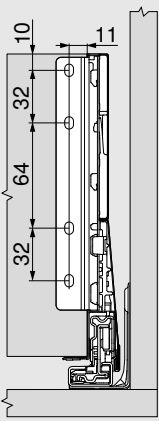
Height M



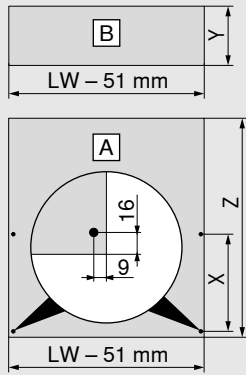
Height K



Height E



Cutting dimensions for 16 mm chipboard



Chipboard back	Y (mm)
Height M	83
Height K	121
Height E	184

Base length	Z (mm)
Chipboard back	NL - 26

Position of drawer base drill hole		
	NL (mm)	X (mm)
Pre-drilling possible when using a flat headed screw	270	128
	300	128
	> 350	256


KB Cabinet width

LW Internal cabinet width

NL Nominal length

Note

For ordering information for standard MERIVOBX components, please see the respective product brochures or the catalogue.

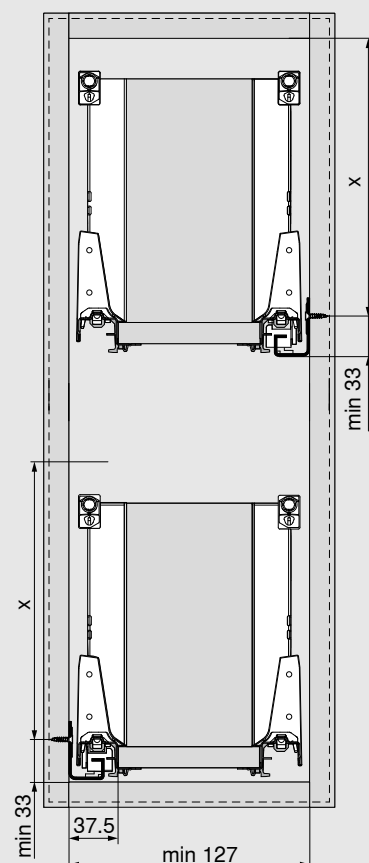


More information on MERIVOBX

[www.blum.com/merivobox](http://www.blum.com/merivobox)

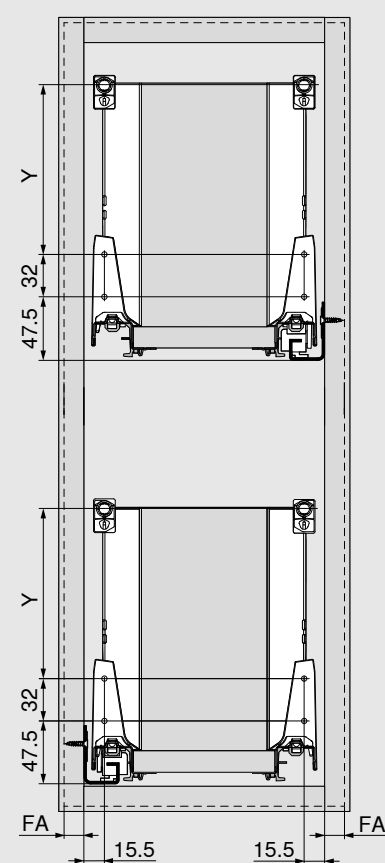
## Planning

### Space requirements in the cabinet



Height	X (mm)
M	65.5
C	159
D	191

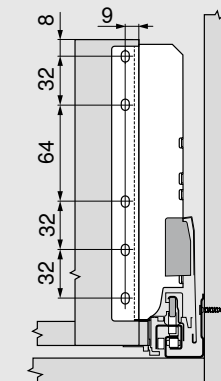
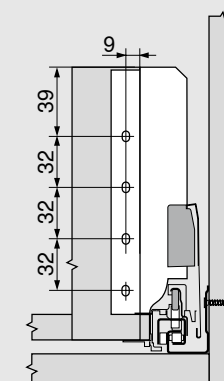
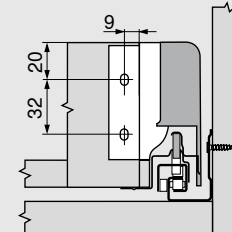
### Front dimensions



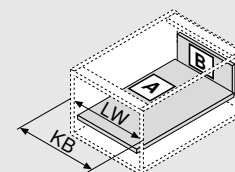
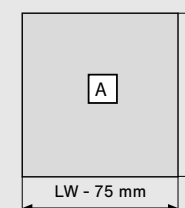
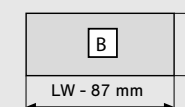
Height	Y (mm)
M	-
C	96
D	128
D on K drawer side	32/96
FA	
Front overlay	

## Planning

### Back installation dimensions



### Cutting dimensions for 16 mm chipboard



<b>Chipboard back</b>	<b>B (mm)</b>
Height M	84
Height C	167
Height D	199
<b>Base length</b>	<b>A (mm)</b>
Chipboard back	NL - 2400
KB	
LW Cabinet width	
NL Internal cabinet width	
Nominal length	

### Note

For ordering information for standard TANDEMBOX components, please see the respective product brochures or the catalogue.



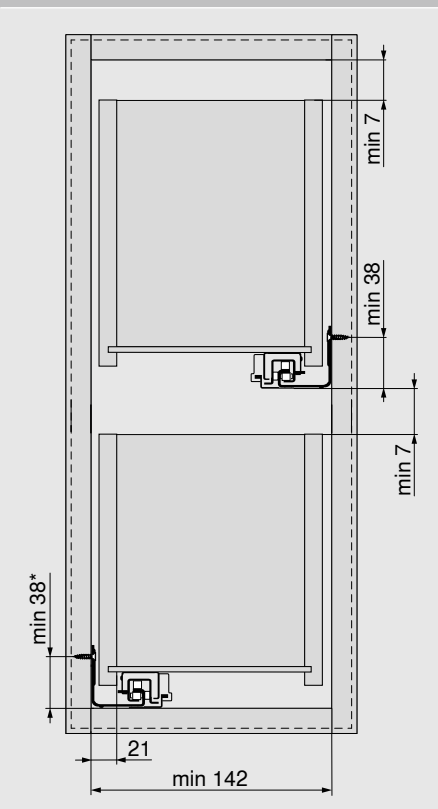
More information on  
TANDEMBOX antaro

www.blum.com/  
tandemboxantaro

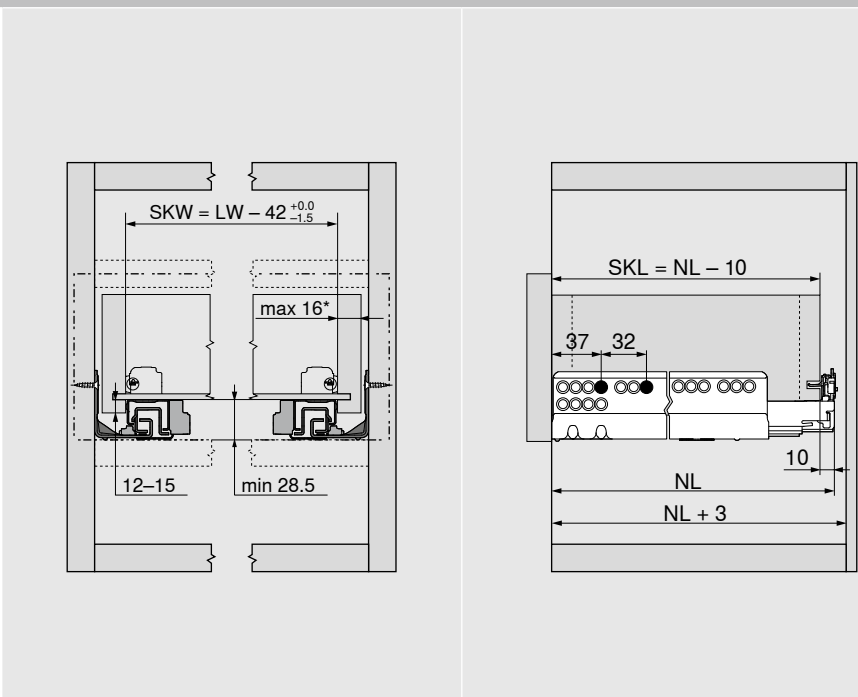


Planning

Drawer



\* + 1 mm if cabinet profile is installed before cabinet assembly



\* Limited side adjustment for a drawer side panel thickness of 16 mm, but with full tolerance utilisation of the internal drawer width

LW Internal cabinet width


NL Nominal length

SKL Drawer depth

SKW Internal drawer width

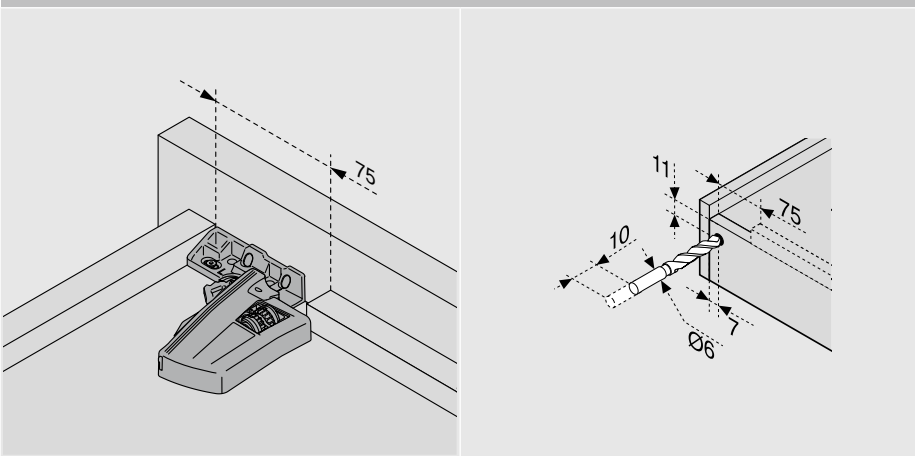
16

SPACE TWIN | MOVENTO




Planning

Drawer assembly



Note

For ordering information for standard MOVENTO components, please see the respective product brochures or the catalogue.



More information on MOVENTO

[www.blum.com/movento](http://www.blum.com/movento)

17



# moving ideas

We believe that ideas can move the world. We offer innovative fittings, inspiring furniture concepts and appropriate services so that you can turn your creative ideas into reality. We are driven by your needs, international trends and our shared vision of a better quality of living. Let us work together to create moving ideas.

moving ideas



## Quality of living

We would like you to enjoy greater convenience and functionality when using furniture.



## Product range

Everything from a single source: our wide range of products allows you to keep up with today's and tomorrow's trends.



## Inspiration

We monitor global trends and strive to create the solutions of tomorrow. We like to share our insights with you.



## Innovation

We stay in motion. Curiosity and pioneering spirit drive us to develop new products and services for you.



## Services

We support your daily operations with customised services tailored to your processes.



## Quality

We continuously strive to improve our products, services and ourselves.



## Trust

We take responsibility for partnerships, our employees, society and the environment.

Julius Blum started our journey in 1952 with horseshoe studs. Today we supply innovative fittings to customers in over 120 countries.



 **Houzz** PRO:  
Blum Australia

 **Instagram:**  
@blumaustralia, #blumaustralia

 **Facebook:**  
facebook.com/blumaustralia

 **LinkedIn:**  
linkedin.com/company/blum-australia

 **Android App on Google Play:**  
Easy Assembly App

 **Available on the App Store:**  
Easy Assembly App — REVEGO AR

 **Tag Us:**  
#blumaustralia

**Blum Showrooms  
Sydney (Head Office)**

10 Blackbird Close  
Len Waters Estate NSW 2170  
Ph: 02 9612 5400

**Adelaide**

179 Railway Terrace  
Mile End SA 5031  
Ph: 08 8118 6070

**Brisbane**

6/39-45 Compton Road  
Underwood QLD 4119  
Ph: 07 3135 9490

**Melbourne**

245 Ferntree Gully Road  
Mount Waverley VIC 3149  
Ph: 03 9982 1720

**Perth**

3/425 Scarborough Beach Road  
Osborne Park WA 6017  
Ph: 08 6467 0110

**Blum Australia Pty Ltd**  
PO BOX 1615  
Green Valley, NSW, 2168  
Australia  
Toll Free: 1800 179 186  
E-mail: info.au@blum.com  
blum.com

