

Pull-out shelf lock

Secure hold for pull-out shelves



Pull-out shelf lock for MOVENTO and TANDEM

Quality of living is not only determined by design but also by convenience. That is why we have developed a practical lock-open stop for pull-out shelves with full extension. The discreet and space-saving mechanism securely holds the open pull-out shelf in place.





Contents

- 04 Pull-out shelf lock applications
- 08 Easy to use
- 10 Easy to install
- 12 Ordering and planning information
- 18 moving ideas



Mechanical

soft
close

BLUMOTION

by Blum

Every pull-out shelf closes softly and effortlessly no matter how hard you slam it shut.

Pull-out shelf lock applications

Be it in kitchens, bathrooms, living or utility rooms, pull-out shelves come in handy throughout the home and stay securely open thanks to the lock-open stop. They create additional space for placing things, provide a sturdy worktop for kitchen gadgets and appliances, and quickly disappear into the cabinet when no longer needed.

Make your life easier with clever applications

Pull-out shelves with a lock-open stop provide extra space in bathrooms. You can quickly load and unload the washing if a laundry basket is placed directly in front of the machine. The open shelf is held securely in place for as long as you need it.

Extra space for documents

Every inch counts in a home office. There's no point in squeezing in an extra desk that you'll never use. This is where a pull-out shelf with a lock-open stop comes in useful. It's ideal for placing any documents you need to reference while working. Unlock the pull-out shelf with one hand and the worktop disappears into the furniture. Just like that.

Mechanical

**TIP-ON
BLUMOTION**
by Blum

opening & soft close

Enhanced convenience. Press the front to open. To close, release the lock and close the pull-out shelf with a gentle push. It closes softly and effortlessly thanks to integrated BLUMOTION.

Mechanical

TIP-ON
by Blum

opening

Press to open. Pull-out shelves can be easily pulled out and engaged in position. Press shut, without soft close.





Easy to use and secure

The lock engages securely on both sides when the pull-out shelf is fully extended and holds firmly in place. It can be easily released with one hand thanks to a synchronisation shaft. To unlock, simply lift the lever.





Easy to install

You can upgrade your pull-out shelf with a pull-out shelf lock in just a few steps.





Locking unit and synchronisation shaft

Attach the locking unit to the synchronisation shaft. It has to be flush with the pull-out shelf.



Fitting and template rolled into one

The locking unit and latching element also serve as a template. Place the screws in the predefined fixing positions. You can use either chipboard or system screws for fixing the latching element.

Ordering and planning information

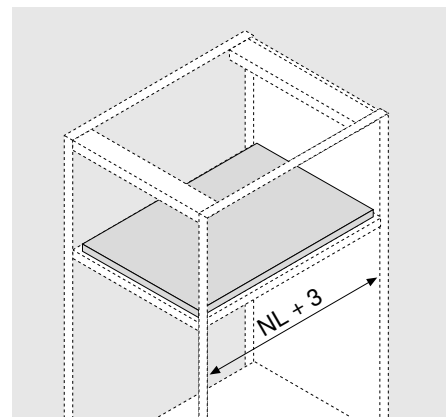
Product



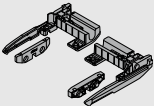
Description

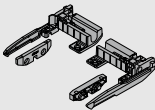
- Can be used with MOVENTO and TANDEM full extensions; cannot be used with TANDEM single extensions or base fixings
- Can be combined with BLUMOTION, TIP-ON BLUMOTION and TIP-ON
- Two-sided locking mechanism
- Secure hold
- Pull-out shelf lock can be released with one hand thanks to synchronisation
- Easy assembly – fittings serve as template
- Runners are attached in standard fixing positions
- Max. cabinet width 1200 mm

Space requirements



Ordering information

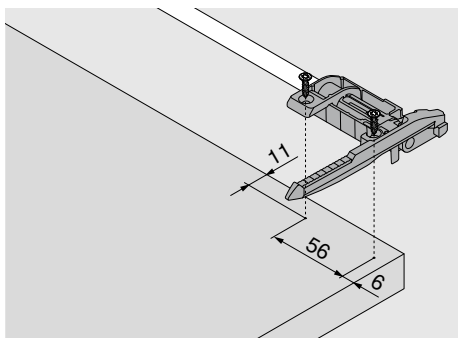
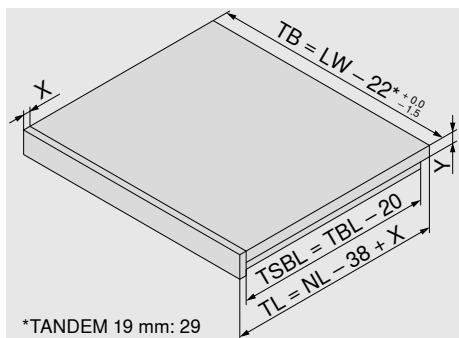
Pull-out shelf lock for MOVENTO and TANDEM		
	Material	Nylon
	Colour	Orion grey matt
	Consisting of: 2x locking unit* 2x latching element 1x installation instructions	
	295H5700	
	Fixing with chipboard screws Ø 3.5 x 15 mm, part no. 609.1500 or system screws, part no. 661.1450.HG	
* Fixing only possible with chipboard screws		
During assembly of the pull-out shelf lock, make sure that you leave the tilt adjustment at the factory setting		
We recommend using a side stabiliser with wide pull-outs and short nominal lengths. This improves the engagement of the locking unit		

Pull-out shelf lock for TANDEM 19 mm		
	Material	Nylon
	Colour	Orion grey matt
	Consisting of: 2x locking unit* 2x latching element 1x installation instructions	
	295F5700	
	Fixing with chipboard screws Ø 3.5 x 15 mm, part no. 609.1500 or system screws, part no. 661.1450.HG	
* Fixing only possible with chipboard screws		
During assembly of the pull-out shelf lock, make sure that you leave the tilt adjustment at the factory setting		
We recommend using a side stabiliser with wide pull-outs and short nominal lengths. This improves the engagement of the locking unit		

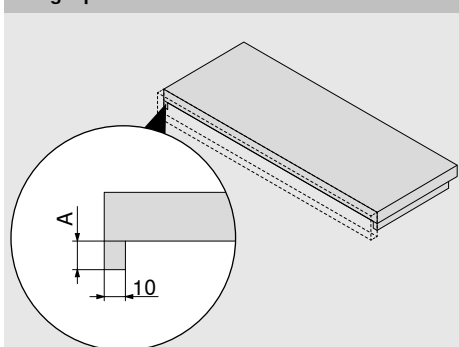
Synchronisation shaft		
	Material	Aluminium
	Colour	Natural
	For cutting to size	
	ZST.1089W	
	Optional	
	ZST.1160W	
MOVENTO and TANDEM		
Cutting dimensions: LW - 87 ± 1 mm		
TANDEM 19 mm		
Cutting dimensions: LW - 94 ± 1 mm		
Pull-out shelf lock can be released with one hand thanks to synchronisation		

Side stabilisation set for full extension		
	Nominal length NL mm	
	Up to 410	ZST.410TV
	Up to 600	ZST.600TV
	Up to 750	ZST.750TV
	For cutting to size Suitable for cabinet width up to KB 1400 mm	
Cutting: Internal cabinet width LW – 254 mm Nominal length NL + 12 mm		
We recommend using a side stabiliser with wide pull-outs with a short nominal length.		

Pull-out shelf assembly



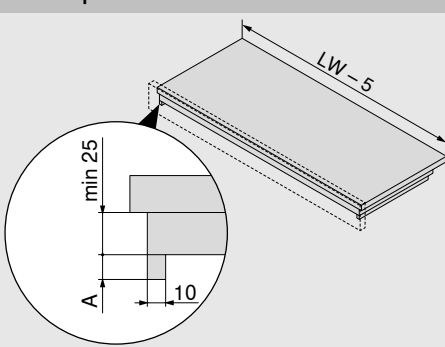
Single pull-out shelf base



A 12 - 15 mm for
760H | 766H | 560H | 560F

A 11 - 13 mm for 561H | 561F

Double pull-out shelf base

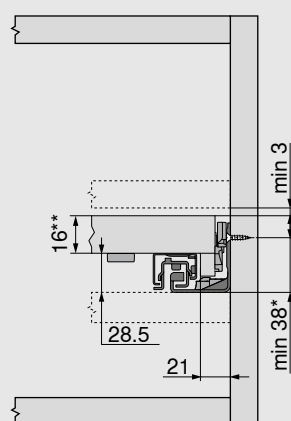


A 12 - 15 mm for
760H | 766H | 560H | 560F

A 11 - 13 mm for 561H | 561F

MOVENTO 760H | 766H

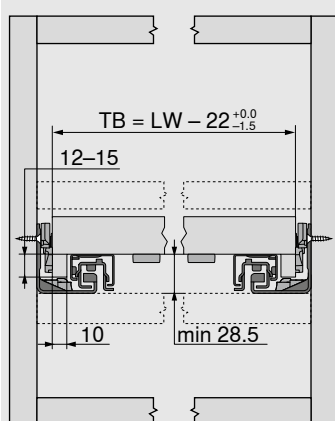
Space requirements in the cabinet



* + 1 mm if cabinet profiles are installed before cabinet is assembled

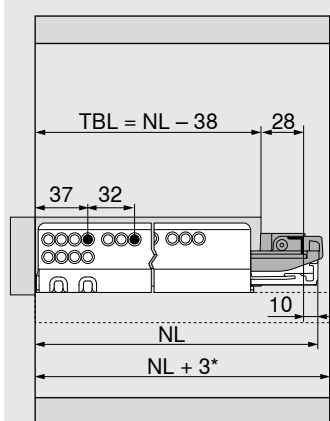
** Minimum 25 mm if installed in compartment

Pull-out shelf



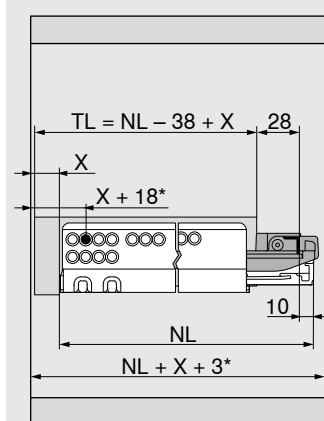
Limited side adjustment

Pull-out shelf



* Additional 12 mm for side stabilisation

Inset pull-out shelf



* Additional 4 mm for TIP-ON or additional 3 mm for depth adjustment

TB Shelf width
LW Internal cabinet width

NL Nominal length
TL Pull-out shelf length

X Pull-out shelf front piece
Y Pull-out shelf base thickness

TBL Pull-out shelf base length
TSBL Pull-out shelf side panel length

TANDEM 560H

Space requirements in the cabinet	Pull-out shelf	Pull-out shelf	Inset pull-out shelf
<p>* Additional 1 mm for TIP-ON or additional 3 mm for side stabilisation</p> <p>** Minimum 25 mm if installed in compartment</p>		<p>* Additional 12 mm for side stabilisation</p>	<p>* Additional 4 mm for TIP-ON or additional 2 mm for POSISTOP</p>

TANDEM 19 mm 560F

Space requirements in the cabinet	Pull-out shelf	Pull-out shelf	Inset pull-out shelf
<p>* Additional 1 mm for TIP-ON</p> <p>** Minimum 25 mm if installed in compartment</p>			<p>* Additional 4 mm for TIP-ON or additional 2 mm for POSISTOP</p>

TB Shelf width
LW Internal cabinet width

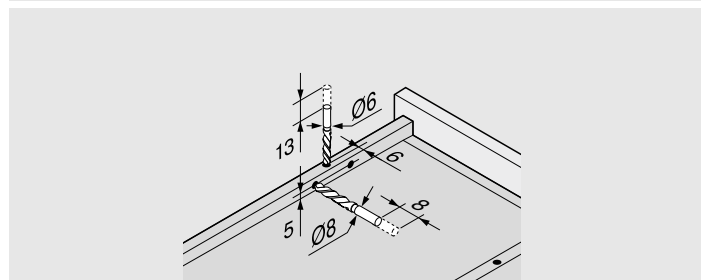
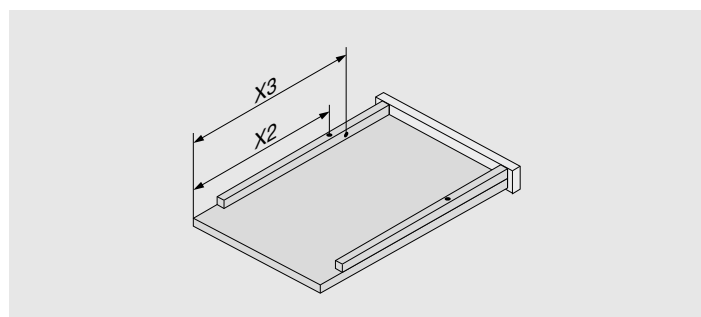
NL Nominal length
TL Pull-out shelf length

X Pull-out shelf front piece
Y Pull-out shelf base thickness

TBL Pull-out shelf base length
TSBL Pull-out shelf side panel length

TANDEM 561H

Space requirements in the cabinet	Pull-out shelf	Pull-out shelf	Inset pull-out shelf
<p>* Additional 1 mm for TIP-ON or additional 3 mm for side stabilisation ** Minimum 25 mm if installed in compartment</p>		<p>* Additional 12 mm for side stabilisation</p>	<p>* Additional 4 mm for TIP-ON</p>



Nominal length NL (mm)	Hook X2 (mm)	Lift-off stop X3 (mm)
260	177	157
285	192	172
310	202	214
335	217	229
360	247	259
385	257	269
410	272	316
435	282	326
460	307	351
485	322	366
510	332	408
535	347	423
560	377	453

TB Shelf width
LW Internal cabinet width

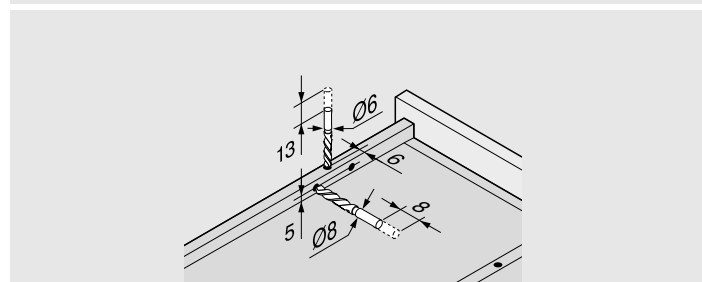
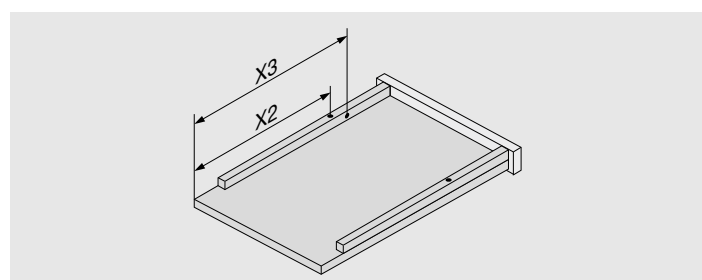
NL Nominal length
TL Pull-out shelf length

X Pull-out shelf front piece
Y Pull-out shelf base thickness

TBL Pull-out shelf base length
TSBL Pull-out shelf side panel length

TANDEM 561F

Space requirements in the cabinet	Pull-out shelf	Pull-out shelf	Inset pull-out shelf
<p>* Additional 1 mm for TIP-ON</p> <p>** Minimum 25 mm if installed in compartment</p>			<p>* Additional 4 mm for TIP-ON</p>



Nominal length NL (mm)	Hook X2 (mm)	Lift-off stop X3 (mm)
260	177	157
310	202	214
360	247	259
410	272	316
460	307	351
510	332	408
560	377	453

TB Shelf width
LW Internal cabinet width

NL Nominal length
TL Pull-out shelf length

X Pull-out shelf front piece
Y Pull-out shelf base thickness

TBL Pull-out shelf base length
TSBL Pull-out shelf side panel length

Notes



moving ideas

We believe that ideas can move the world. We offer innovative fittings, inspiring furniture concepts and appropriate services so that you can turn your creative ideas into reality. We are driven by your needs, international trends and our shared vision of a better quality of living. Let us work together to create moving ideas.



Quality of living

We would like you to enjoy greater convenience and functionality when using furniture.



Product range

Everything from a single source: our wide range of products allows you to keep up with today's and tomorrow's trends.



Inspiration

We monitor global trends and strive to create the solutions of tomorrow. We like to share our insights with you.



Innovation

We stay in motion. Curiosity and pioneering spirit drive us to develop new products and services for you.



Services

We support your daily operations with customised services tailored to your processes.



Quality

We continuously strive to improve our products, services and ourselves.



Trust

We take responsibility for partnerships, our employees, society and the environment.

Julius Blum started our journey in 1952 with horseshoe studs. Today we supply innovative fittings to customers in over 120 countries.

Julius Blum GmbH
Furniture Fittings Mfg.
6973 Höchst, Austria
Tel.: +43 5578 705-0
Fax: +43 5578 705-44
E-mail: info@blum.com
www.blum.com

Our sites in Austria, Poland and China are certified to the international standards mentioned below.
Our site in the USA is certified to ISO 9001.
Our site in Brazil is certified to ISO 9001, ISO 14001 and ISO 45001.



ISO 9001
Certified Quality
System



ISO 14001
Certified Environmental
System



ISO 50001
Certified Energy
System



Look for our
FSC®-certified
products

All content is copyrighted by Blum.
Subject to technical modifications and changes to the range without notice.
IDNR: 000.000.0 · EP-552/2 EN-AL/09.23