

# Pull-out shelf lock

Secure hold for pull-out shelves



# Pull-out shelf lock for MOVENTO and TANDEM

Quality of living is not only determined by design but also by convenience. That is why we have developed a practical lock-open stop for pull-out shelves with full extension. The discreet and space-saving mechanism securely holds the open pull-out shelf in place.







## Contents

- 04 Pull-out shelf lock applications
- 08 Easy to use
- 10 Easy to install
- 12 Ordering and planning information
- 18 moving ideas





Mechanical

soft  
close

**BLUMOTION**

by Blum

Every pull-out shelf closes softly and effortlessly no matter how hard you slam it shut.

# Pull-out shelf lock applications

Be it in kitchens, bathrooms, living or utility rooms, pull-out shelves come in handy throughout the home and stay securely open thanks to the lock-open stop. They create additional space for placing things, provide a sturdy worktop for kitchen gadgets and appliances, and quickly disappear into the cabinet when no longer needed.

## Make your life easier with clever applications

Pull-out shelves with a lock-open stop provide extra space in bathrooms. You can quickly load and unload the washing if a laundry basket is placed directly in front of the machine. The open shelf is held securely in place for as long as you need it.



### Extra space for documents

Every inch counts in a home office. There's no point in squeezing in an extra desk that you'll never use. This is where a pull-out shelf with a lock-open stop comes in useful. It's ideal for placing any documents you need to reference while working. Unlock the pull-out shelf with one hand and the worktop disappears into the furniture. Just like that.

Mechanical

**TIP-ON  
BLUMOTION**  
by Blum

### opening & soft close

Enhanced convenience. Press the front to open. To close, release the lock and close the pull-out shelf with a gentle push. It closes softly and effortlessly thanks to integrated BLUMOTION.

Mechanical

**TIP-ON**  
by Blum

### opening

Press to open. Pull-out shelves can be easily pulled out and engaged in position. Press shut, without soft close.





# Easy to use and secure

The lock engages securely on both sides when the pull-out shelf is fully extended and holds firmly in place. It can be easily released with one hand thanks to a synchronisation shaft. To unlock, simply lift the lever.







# Easy to install

You can upgrade your pull-out shelf with a pull-out shelf lock in just a few steps.







#### Locking unit and synchronisation shaft

Attach the locking unit to the synchronisation shaft. It has to be flush with the pull-out shelf.



#### Fitting and template rolled into one

The locking unit and latching element also serve as a template. Place the screws in the predefined fixing positions. You can use either chipboard or system screws for fixing the latching element.

## Ordering and planning information

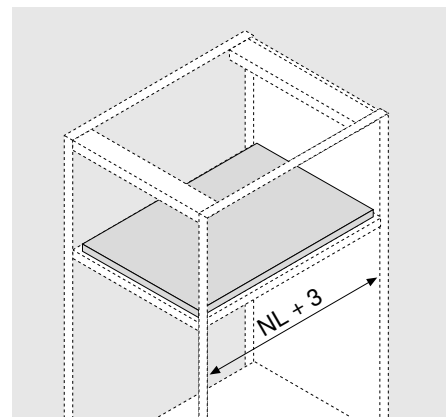
### Product



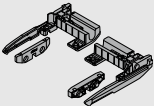
### Description

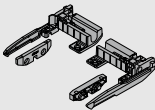
- Can be used with MOVENTO and TANDEM full extensions; cannot be used with TANDEM single extensions or base fixings
- Can be combined with BLUMOTION, TIP-ON BLUMOTION and TIP-ON
- Two-sided locking mechanism
- Secure hold
- Pull-out shelf lock can be released with one hand thanks to synchronisation
- Easy assembly – fittings serve as template
- Runners are attached in standard fixing positions
- Max. cabinet width 1200 mm

### Space requirements



## Ordering information

Pull-out shelf lock for MOVENTO and TANDEM		
	Material	Nylon
	Colour	Orion grey matt
	<b>Consisting of:</b> 2x locking unit* 2x latching element 1x installation instructions	
	295H5700	
	Fixing with chipboard screws Ø 3.5 x 15 mm, part no. 609.1500 or system screws, part no. 661.1450.HG	
* Fixing only possible with chipboard screws		
During assembly of the pull-out shelf lock, make sure that you leave the tilt adjustment at the factory setting		
We recommend using a side stabiliser with wide pull-outs and short nominal lengths. This improves the engagement of the locking unit		

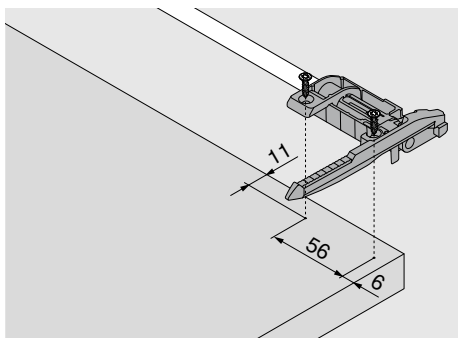
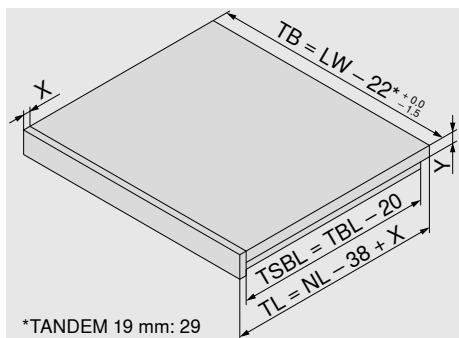
Pull-out shelf lock for TANDEM 19 mm		
	Material	Nylon
	Colour	Orion grey matt
	<b>Consisting of:</b> 2x locking unit* 2x latching element 1x installation instructions	
	295F5700	
	Fixing with chipboard screws Ø 3.5 x 15 mm, part no. 609.1500 or system screws, part no. 661.1450.HG	
* Fixing only possible with chipboard screws		
During assembly of the pull-out shelf lock, make sure that you leave the tilt adjustment at the factory setting		
We recommend using a side stabiliser with wide pull-outs and short nominal lengths. This improves the engagement of the locking unit		

Synchronisation shaft		
	<b>Material</b>	Aluminium
	<b>Colour</b>	Natural
	For cutting to size	ZST.1089W
	Optional	ZST.1160W
	MOVENTO and TANDEM Cutting dimensions: LW - 87 ± 1 mm	
TANDEM 19 mm Cutting dimensions: LW - 94 ± 1 mm		
Pull-out shelf lock can be released with one hand thanks to synchronisation		

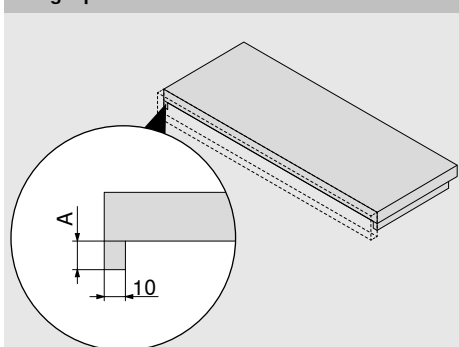
Side stabilisation set for full extension		
	Nominal length NL mm	
	Up to 410	<b>ZST.410TV</b>
	Up to 600	<b>ZST.600TV</b>
	Up to 750	<b>ZST.750TV</b>
	For cutting to size Suitable for cabinet width up to KB 1400 mm	
Cutting: Internal cabinet width LW – 254 mm Nominal length NL + 12 mm		
We recommend using a side stabiliser with wide pull-outs with a short nominal length.		



## Pull-out shelf assembly



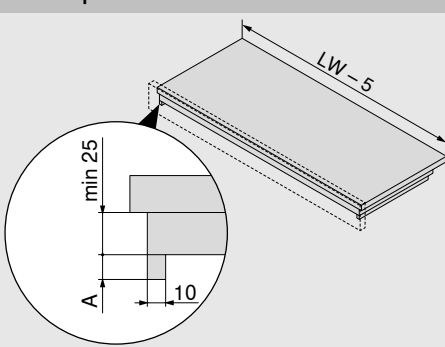
### Single pull-out shelf base



A 12 - 15 mm for  
760H | 766H | 560H | 560F

A 11 - 13 mm for 561H | 561F

### Double pull-out shelf base

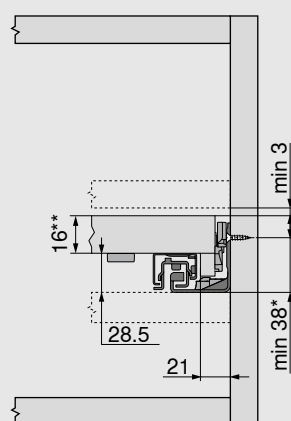


A 12 - 15 mm for  
760H | 766H | 560H | 560F

A 11 - 13 mm for 561H | 561F

## MOVENTO 760H | 766H

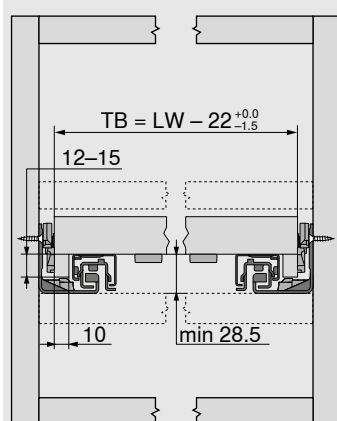
### Space requirements in the cabinet



\* + 1 mm if cabinet profiles are installed before cabinet is assembled

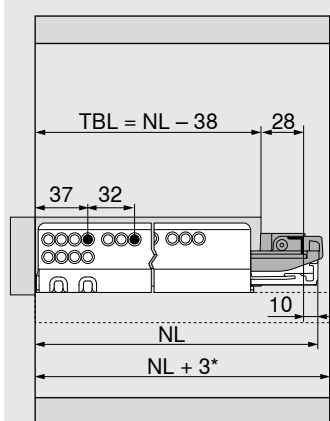
\*\* Minimum 25 mm if installed in compartment

### Pull-out shelf



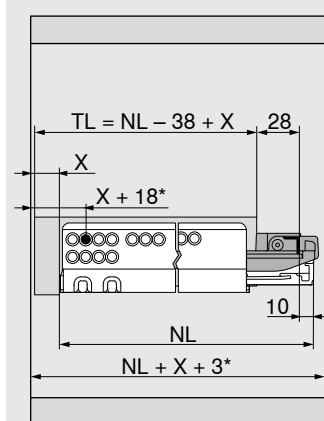
Limited side adjustment

### Pull-out shelf



\* Additional 12 mm for side stabilisation

### Inset pull-out shelf



\* Additional 4 mm for TIP-ON or additional 3 mm for depth adjustment

TB Shelf width  
LW Internal cabinet width

NL Nominal length  
TL Pull-out shelf length

X Pull-out shelf front piece  
Y Pull-out shelf base thickness

TBL Pull-out shelf base length  
TSBL Pull-out shelf side panel length

## TANDEM 560H

Space requirements in the cabinet	Pull-out shelf	Pull-out shelf	Inset pull-out shelf
<p>* Additional 1 mm for TIP-ON or additional 3 mm for side stabilisation</p> <p>** Minimum 25 mm if installed in compartment</p>		<p>* Additional 12 mm for side stabilisation</p>	<p>* Additional 4 mm for TIP-ON or additional 2 mm for POSISTOP</p>

## TANDEM 19 mm 560F

Space requirements in the cabinet	Pull-out shelf	Pull-out shelf	Inset pull-out shelf
<p>* Additional 1 mm for TIP-ON</p> <p>** Minimum 25 mm if installed in compartment</p>			<p>* Additional 4 mm for TIP-ON or additional 2 mm for POSISTOP</p>

TB Shelf width  
LW Internal cabinet width

NL Nominal length  
TL Pull-out shelf length

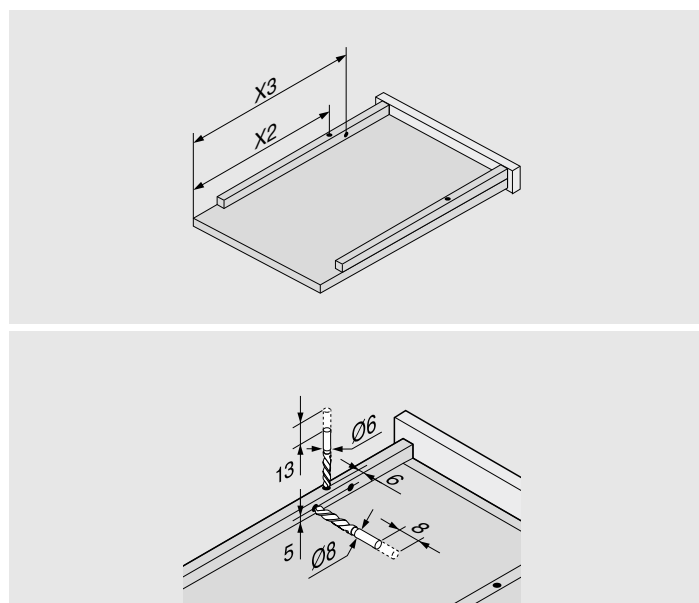
X Pull-out shelf front piece  
Y Pull-out shelf base thickness

TBL Pull-out shelf base length  
TSBL Pull-out shelf side panel length



# TANDEM 561H

Space requirements in the cabinet	Pull-out shelf	Pull-out shelf	Inset pull-out shelf
<p>* Additional 1 mm for TIP-ON or additional 3 mm for side stabilisation ** Minimum 25 mm if installed in compartment</p>		<p>* Additional 12 mm for side stabilisation</p>	<p>* Additional 4 mm for TIP-ON</p>



Nominal length NL (mm)	Hook X2 (mm)	Lift-off stop X3 (mm)
260	177	157
285	192	172
310	202	214
335	217	229
360	247	259
385	257	269
410	272	316
435	282	326
460	307	351
485	322	366
510	332	408
535	347	423
560	377	453

TB Shelf width  
LW Internal cabinet width

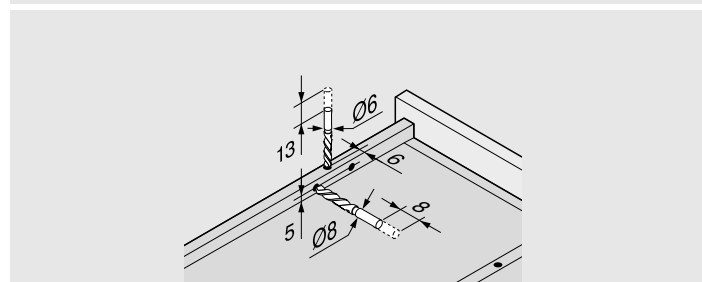
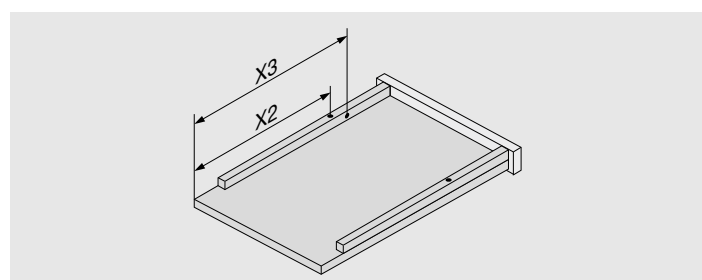
NL Nominal length  
TL Pull-out shelf length

X Pull-out shelf front piece  
Y Pull-out shelf base thickness

TBL Pull-out shelf base length  
TSBL Pull-out shelf side panel length

## TANDEM 561F

Space requirements in the cabinet	Pull-out shelf	Pull-out shelf	Inset pull-out shelf
<p>* Additional 1 mm for TIP-ON</p> <p>** Minimum 25 mm if installed in compartment</p>			<p>* Additional 4 mm for TIP-ON</p>



Nominal length NL (mm)	Hook X2 (mm)	Lift-off stop X3 (mm)
260	177	157
310	202	214
360	247	259
410	272	316
460	307	351
510	332	408
560	377	453

TB Shelf width  
LW Internal cabinet width

NL Nominal length  
TL Pull-out shelf length

X Pull-out shelf front piece  
Y Pull-out shelf base thickness

TBL Pull-out shelf base length  
TSBL Pull-out shelf side panel length

---

## Notes





# moving ideas

We believe that ideas can move the world. We offer innovative fittings, inspiring furniture concepts and appropriate services so that you can turn your creative ideas into reality. We are driven by your needs, international trends and our shared vision of a better quality of living. Let us work together to create moving ideas.



## Quality of living

We would like you to enjoy greater convenience and functionality when using furniture.



## Product range

Everything from a single source: our wide range of products allows you to keep up with today's and tomorrow's trends.



## Inspiration

We monitor global trends and strive to create the solutions of tomorrow. We like to share our insights with you.



## Innovation

We stay in motion. Curiosity and pioneering spirit drive us to develop new products and services for you.



## Services

We support your daily operations with customised services tailored to your processes.



## Quality

We continuously strive to improve our products, services and ourselves.



## Trust

We take responsibility for partnerships, our employees, society and the environment.

Julius Blum started our journey in 1952 with horseshoe studs. Today we supply innovative fittings to customers in over 120 countries.

Blum U.K.  
Mandeville Drive  
Kingston, Milton Keynes  
GB-Buckinghamshire MK10 0AW  
Tel.: 01908 285700  
Fax: 01908 285701  
E-mail: [info.uk@blum.com](mailto:info.uk@blum.com)

Julius Blum GmbH  
Furniture Fittings Mfg.  
6973 Höchst, Austria  
Tel.: +43 5578 705-0  
Fax: +43 5578 705-44  
E-mail: [info@blum.com](mailto:info@blum.com)  
[www.blum.com](http://www.blum.com)

Our sites in Austria, Poland and China are certified to the international standards mentioned below.  
Our site in the USA is certified to ISO 9001.  
Our site in Brazil is certified to ISO 9001, ISO 14001 and ISO 45001.



**ISO 9001**  
Certified Quality  
System



**ISO 14001**  
Certified Environmental  
System



**ISO 50001**  
Certified Energy  
System

 **blum**®



Look for our  
FSC®-certified  
products

All content is copyrighted by Blum.  
Subject to technical modifications and changes to the range without notice.  
IDNR: 000.000.0 · EP-552/2 EN-GB/09.23