

AVENTOS HK-S

Minimalist new cover caps

www.blum.com



Memo

i

Available in three colours



Light grey



Silk white



Dark grey

The AVENTOS HK-S stay lift for small fronts has a new look. Its cover caps have been refashioned, creating a minimalist and sleek design to match AVENTOS HK top. The new cover caps come in three colours: light grey, silk white and dark grey. The small stay lift fits stylishly into cabinets of different designs and delivers top quality motion.

Can be combined with AVENTOS HK top

The new design means that AVENTOS HK-S and the new AVENTOS HK top stay lift can easily be combined in the same living area. So you can mix cabinets of different sizes (with stay lifts) to create a harmonious look throughout the home.



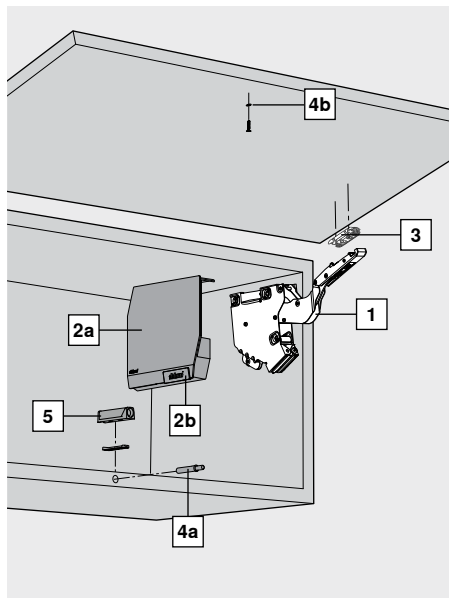
AVENTOS HK top with dark grey cover cap

AVENTOS HK-S



The new cover caps

Order specification



Power factor (LF)

Power factor (LF) = cabinet height (KH) [mm] x front weight incl. double handle weight [kg]




We recommend the more powerful lift mechanism for overlapping areas.

Lift mechanism (symmetrical)				
	LF	OW	Standard	TIP-ON
	220–500	107°	1 x 20K2A01.02 + 1 x 20K2C01.02	1 x 20K2A01 + 1 x 20K2C01T
	400–1000	107°	2 x 20K2C01.02	2 x 20K2C01T
	680–1520	107°	1 x 20K2C01.02 + 1 x 20K2E01.02	1 x 20K2C01T + 1 x 20K2E01T
	960–2215	107°	2 x 20K2E01.02	2 x 20K2E01T

Note

The power factor (LF) can be increased by 50% when using a third lift mechanism.
It is not possible to use 2x 20K2A01.02.

Cover cap set	
	HGR, SW, TGR
	left/right
	2 x 20K8A21.21
Consisting of:	
2a 2 x Cover cap left/right	
2b 2 x Small cover cap, premounted, embossed with Blum logo, in-mold brushed stainless steel	

 	3	Front fixing bracket		
	Fixing method	Spacing (mm)		
	Screw-on version	0	*	175H3100
	EXPANDO	0		177H3100E
	Knock-in version	0		177H3100
Wooden fronts and wide alu frames				2 x
Horizontal steel mounting plates with 0 mm spacing should be used.				
* Use 2 chipboard screws (609.1x00) per side for wooden fronts. Use 2 counter sunk self-tapping screws (660.0950) per side for wide alu frames.				

Front fixing bracket set	
	Narrow alu frames
	1 x 20K4A00A02

TIP-ON set	
	For drilling Ø 10 x 50 mm
	SW, TS, R7036
	Short version
	Up to cabinet height (KH) 600 mm
Consisting of:	
4a 1 x TIP-ON	
4b 1 x Screw-on catch plate	
1 x Chipboard screw 609.1500	
1 x Comment: glue-on catch plate (alternative to screw-on version)	

Straight adapter plate	
	Screws**
	SW, TS, R7036, NI-L
	Short version
Alternative to straight adapter plate	
Cruciform adapter plate	
	Screws**
	R7036
	Long version
** Assemble using Ø 3.5 mm or Ø 4 mm chipboard screws.	

Alternative to straight adapter plate

Cruciform adapter plate	
	Screws**
	R7036
	Long version
956A1501	

** Assemble using Ø 3.5 mm or Ø 4 mm chipboard screws.

Opening angle stop (optional)	
	100°, dark grey
	75°, dust grey
2 x 20K7A41	
2 x 20K7A11	

Chipboard screw (optional)	
	Countersunk screw, Ø 4
	664.3500

□ Standard LF Power factor
■ TIP-ON OW Opening angle

HGR= light grey, SW= silk white, TGR= dark grey, TS= terra black,
R7036= RAL 7036 platinum grey, NI-L= nickel-lacquered