



# MOVENTO – The sophisticated runner system

[www.blum.com](http://www.blum.com)

 **blum**<sup>®</sup>

# Quality steel for your wooden design ideas

MOVENTO is a concealed runner system and the sophisticated solution for your wooden design ideas. The synchronised feather-light glide ensures an ultra-smooth running action. The 4-dimensional adjustment options provide you with a precise gap layout. What's more, the full extension excels in terms of high stability and load bearing capacity. MOVENTO can be used with all 4 motion technologies for soft and effortless opening and closing.

## Contents

### MOVENTO

- 04 Application options
- 08 Product properties
- 14 Services and assembly devices
- 16 Blum runner systems

### Ordering and planning information

- 18 760H / 766H – drawer / inner drawer
- 21 760H / 766H – drawer / inner drawer –  
base fixing
- 23 760H / 766H – pull-out shelf –  
base fixing
- 25 Accessories
- 26 Attachment of runners
- 28 TIP-ON BLUMOTION
- 31 TIP-ON synchronisation







# One runner system for all living areas

The MOVENTO runner system boasts an impressively wide range of applications and is suitable for use in all living areas. Its load bearing capacity of up to 70 kg and high stability make it the preferred solution for extremely wide and deep high fronted pull-outs. It makes real storage wonders out of cabinets in the kitchen, living room and hall.











### MOVENTO in kitchens


Your customers open and close drawers again and again during everyday kitchen use. The MOVENTO runner system can handle these demands easily. Its stability and load bearing capacity make it ideal for wide and high pull-outs with heavy items, such as pots or pans. The 4-dimensional front adjustment options guarantee a precise gap layout.



# MOVENTO Properties







**Synchronised feather-light glide for more peace and quiet – everything in perfect harmony**

The synchronised feather-light glide is a special feature of the MOVENTO runner system. The runner components run smoothly and silently – for soft and effortless opening and closing. Low-friction cylindrical nylon rollers ensure an optimal weight distribution.



**Innovative technology for greater quality of motion – simple, soft and effortless**

Your customers will appreciate the enhanced ease of use of MOVENTO; when the drawer is opened, the runner profile immediately transitions to the feather-light glide. And thanks to the BLUMOTION soft-close mechanism, it closes again just as softly and effortlessly – even when heavy pull-outs receive a forceful push.



**High stability for a greater load bearing capacity – more than a match for all requirements**

MOVENTO boasts excellent stability and a high load bearing capacity. Thanks to its superb sag values, the runner system is ideal for applications near to the floor, too. This makes the full extension with 40 kg and 70 kg load bearing classes the first choice for all living areas, even when you are using wide, high and deep pull-outs.







## Motion technologies for MOVENTO

MOVENTO can be implemented with all 4 motion technologies by Blum – you decide which one best meets your requirements. Adaptive soft-close BLUMOTION ensures that your wooden drawers close softly and effortlessly; they seem to open by themselves with the SERVO-DRIVE electrical opening support system. TIP-ON BLUMOTION combines a mechanical opening support system with a soft-close mechanism. Drawers open with a single touch thanks to TIP-ON.

### BLUMOTION

by Blum

### SERVO-DRIVE

by Blum

### TIP-ON BLUMOTION


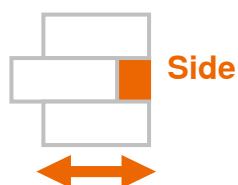
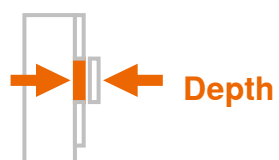
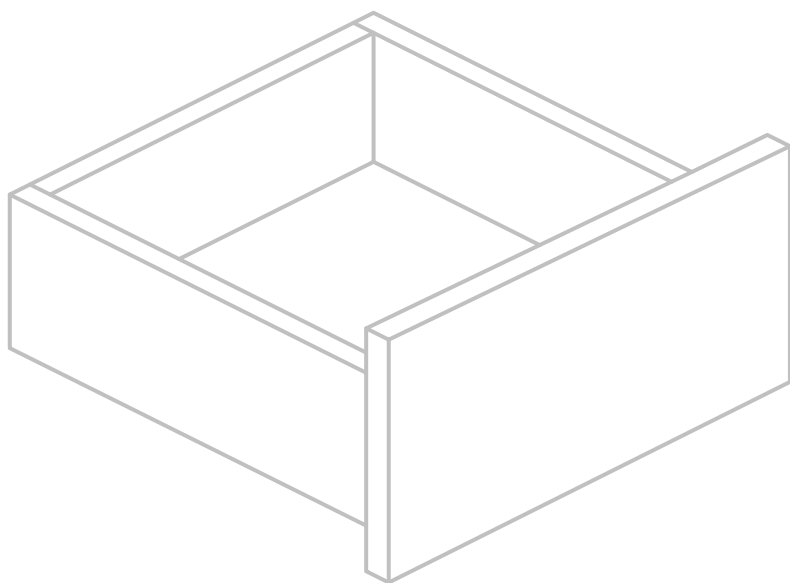
by Blum

### TIP-ON

by Blum

## 4 dimensions for greater precision

With MOVENTO, you can adjust the height, tilt and depth of the front and also modify it at the sides. And you can benefit from optional depth adjustment on furniture with inset fronts. There is no need to alter the drawer and you get a precise gap layout quickly, easily and without tools.







# Support every step of the way

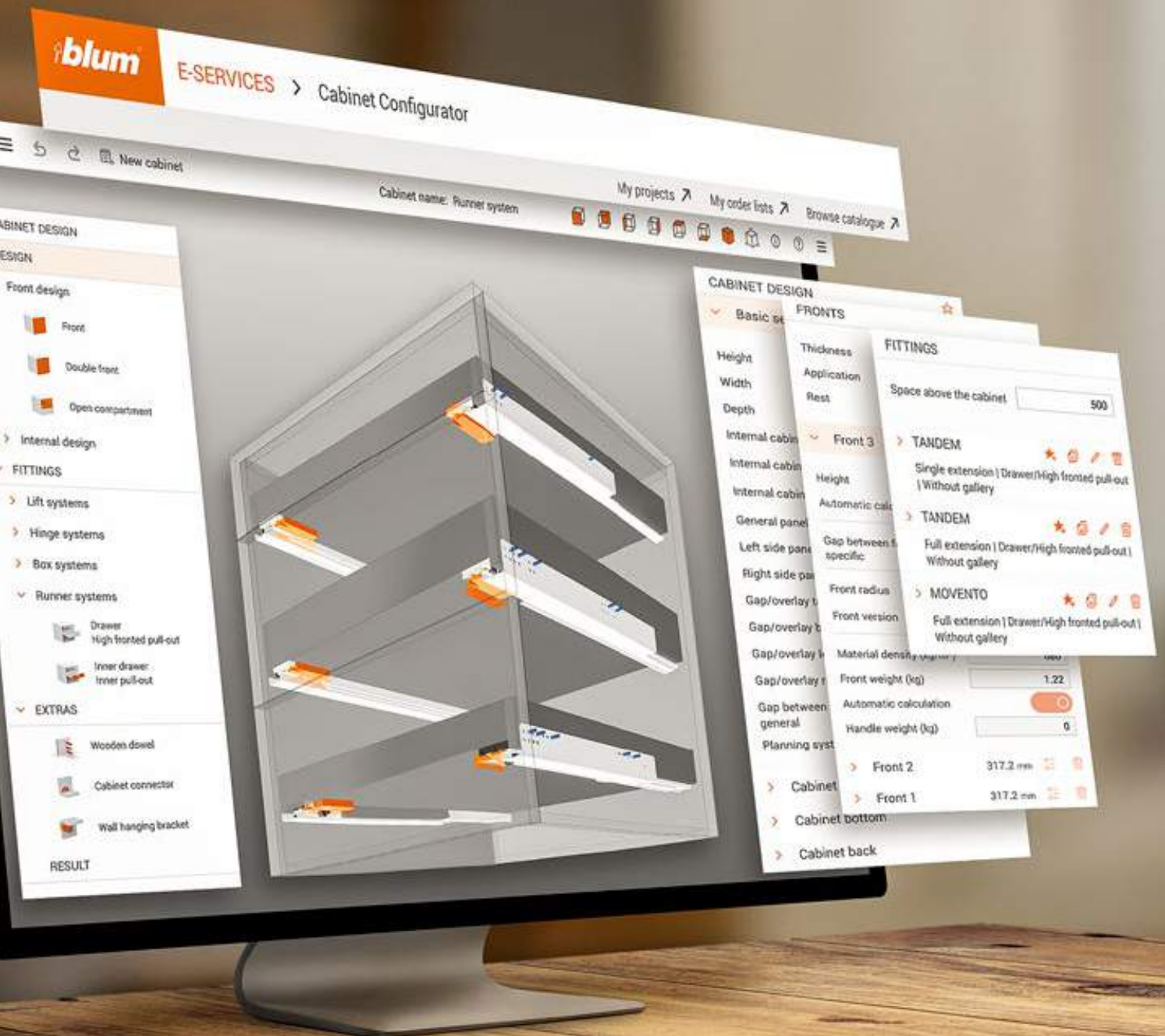
For MOVENTO, we also offer services and assembly devices for all your day-to-day tasks. For instance, the MINIPRESS top drilling and insertion machine with EASYSTICK assists with all vertical and horizontal drilling operations. The drilling template for distance bumpers, the universal drilling template, the front gap template for MOVENTO and the gauge set and marking template all ensure that assembly is quick, easy and precise. Thanks to the EASY ASSEMBLY app, 4-dimensional adjustment of the front takes no time at all.



**EASY ASSEMBLY app**  
[www.blum.com/eaapp](http://www.blum.com/eaapp)







Cabinet Configurator  
[www.blum.com/cabinetconfig](http://www.blum.com/cabinetconfig)

# The right runner system for every requirement

Depending on your requirements, there are several different runner systems for your drawers. The versatile TANDEM runner system impresses with a broad range: choose from several types of extension and three motion technologies. The MOVENTO concealed runner system is the sophisticated solution to meet exacting requirements: it boasts a synchronised feather-light glide, 4-dimensional adjustment and is fully compatible with all four Blum motion technologies.

## TANDEM Full extension

## TANDEM Single extension



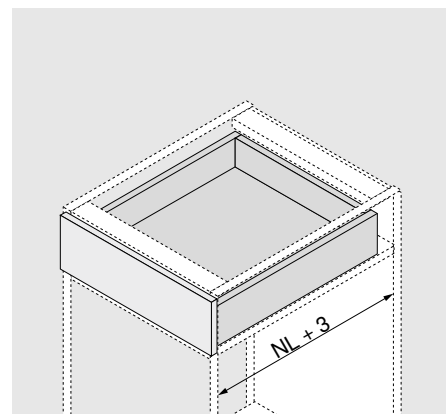
# MOVENTO



## 760H/766H – drawer/inner drawer

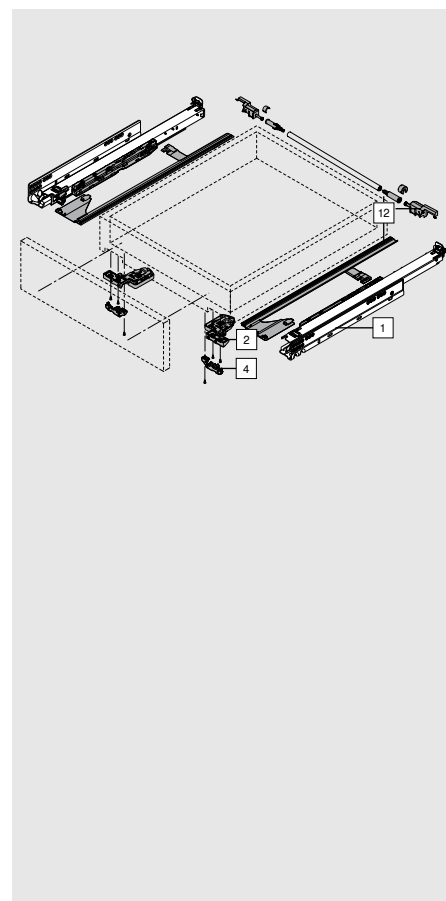


- Concealed full extension
- Includes integrated, switchable BLUMOTION S for soft and effortless closing, and can be combined with SERVO-DRIVE or TIP-ON BLUMOTION
- Or with integrated TIP-ON, the mechanical opening support system
- Synchronised feather-light glide
- BLUMATIC self-closing feature
- Tool-free side, height and tilt adjustment
- Optional tool-free depth adjustment
- Built-in width and depth tolerance compensation



## Ordering information

1	Runners left/right				
	NL (mm)	BLUMOTION S*		TIP-ON	
		40 kg	70 kg	40 kg	70 kg
	250**	760H2500S		760H2500T	
	270	760H2700S		760H2700T	
	300	760H3000S		760H3000T	
	320	760H3200S		760H3200T	
	350	760H3500S		760H3500T	
	380	760H3800S		760H3800T	
	400	760H4000S		760H4000T	
	420	760H4200S		760H4200T	
	450	760H4500S	766H4500S	760H4500T	766H4500T
	480	760H4800S		760H4800T	
	500	760H5000S	766H5000S	760H5000T	766H5000T
	520	760H5200S	766H5200S	760H5200T	766H5200T
	550	760H5500S	766H5500S	760H5500T	766H5500T
	580		766H5800S		766H5800T
	600	760H6000S	766H6000S	760H6000T	766H6000T
	650		766H6500S		766H6500T
	700***		766H7000S		766H7000T
	750***		766H7500S		766H7500T
*Suitable for SERVO-DRIVE and TIP-ON BLUMOTION					
**Cannot be used in combination with TIP-ON BLUMOTION					
***Load bearing class: 60 kg					



2	Locking device left/right		
	Material	Nylon/steel	
	Colour	Orange	
	Left/right must be ordered separately		T51.7601

NL Nominal length

4	Depth adjustment left/right (optional)		
	Material	Nylon	
	Colour	RAL 7037 dust grey	
	Left/right must be ordered separately		298.7601

Only for inset applications for MOVENTO with BLUMOTION.  
Integrated SERVO-DRIVE bumper.



## 760H/766H – drawer/inner drawer

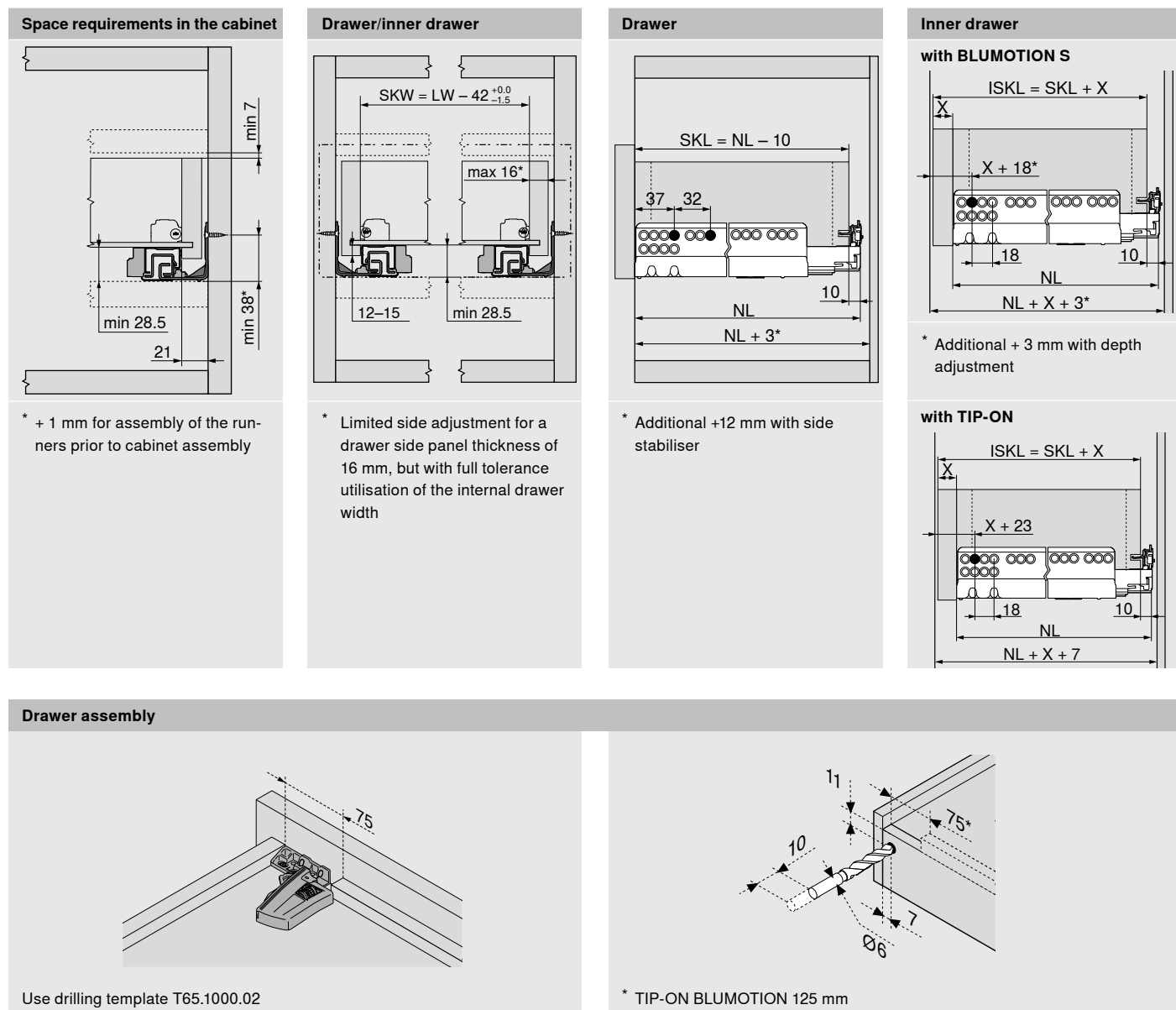
### Accessories

12	Side stabiliser set	
	For KB 1400 mm for cutting to size	
	For NL up to (mm)	
	400	ZS7M400MU
	600	ZS7M600MU
	750	ZS7M750MU
	Shaft cutting dimensions: Internal cabinet width (LW) – 315 mm	
	Gear rack cutting: NL + 10 mm	

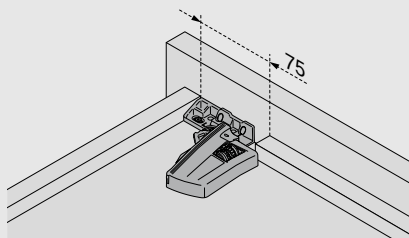
NL Nominal length

## 760H/766H – drawer/inner drawer

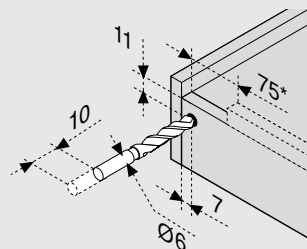
### Planning



### Drawer assembly



Use drilling template T65.1000.02



\* TIP-ON BLUMOTION 125 mm

ISKL Inner drawer length  
LW Internal cabinet width

NL Nominal length  
SKL Drawer depth

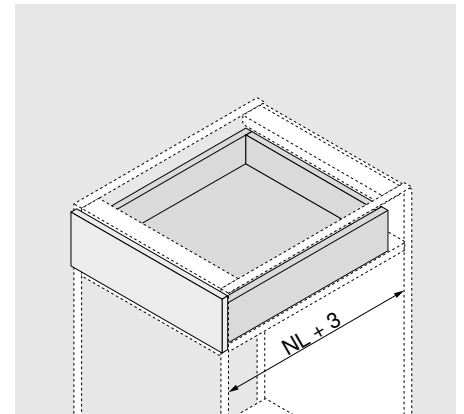
SKW Internal drawer width  
X Front thickness



## 760H – drawer/inner drawer – base fixing

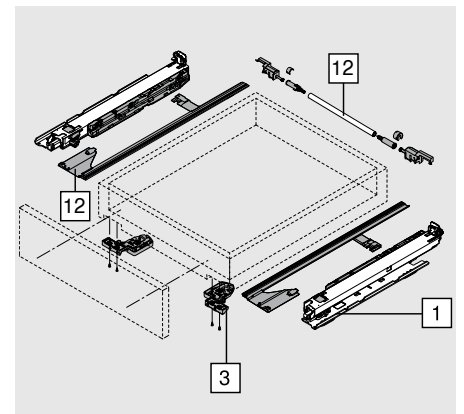


- Concealed full extension
- Includes integrated, switchable BLUMOTION S for soft and effortless closing, and can be combined with SERVO-DRIVE or TIP-ON BLUMOTION
- Synchronised feather-light glide
- BLUMATIC self-closing feature
- Tool-free side, height and tilt adjustment
- Optional tool-free depth adjustment
- Built-in width and depth tolerance compensation
- For base fixing/fixed shelf fixing



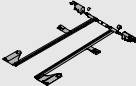
## Ordering information

1	Left/right runners for base fixing	
		BLUMOTION S*
	NL (mm)	40 kg
	350	760H3500SU
	400	760H4000SU
	450	760H4500SU
	500	760H5000SU
*Suitable for SERVO-DRIVE and TIP-ON BLUMOTION		



3	Locking device left/right	
	Material	Nylon/steel
	Colour	Orange
	Left/right must be ordered separately	
		T51.7601

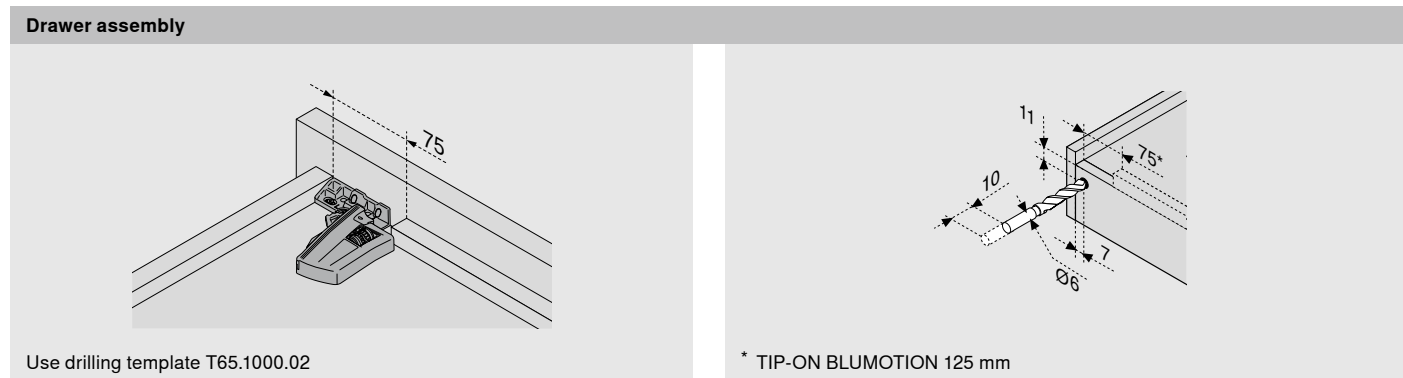
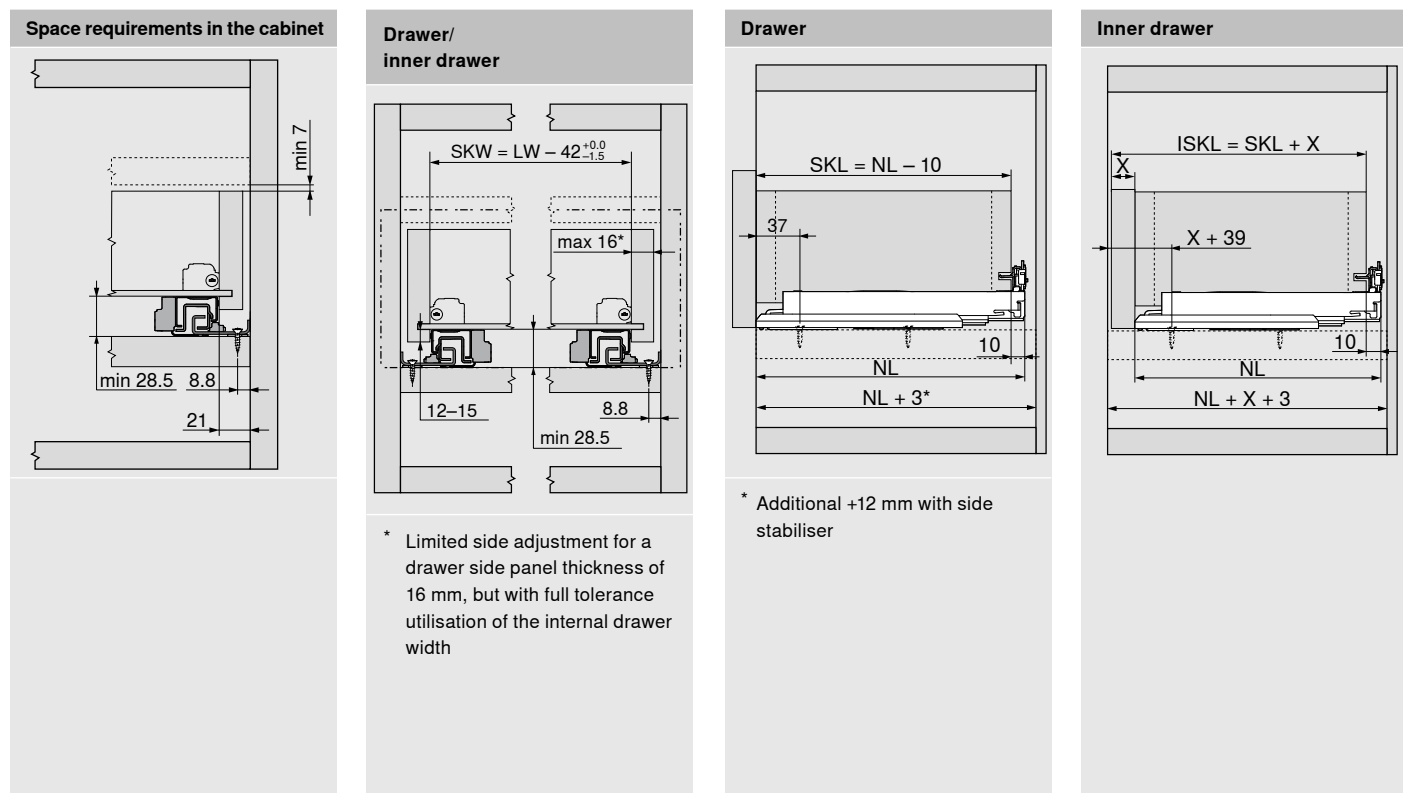
## Accessories

12	Side stabiliser set		
	For KB 1400 mm for cutting to size		
	For NL up to (mm)		
	400		ZS7M400MU
	600		ZS7M600MU
	750		ZS7M750MU
	Shaft cutting dimensions: Internal cabinet width (LW) – 315 mm		
	Gear rack cutting: NL + 10 mm		

NL Nominal length

## 760H – drawer/inner drawer – base fixing

### Planning



ISKL Inner drawer length  
LW Internal cabinet width

NL Nominal length  
SKL Drawer depth

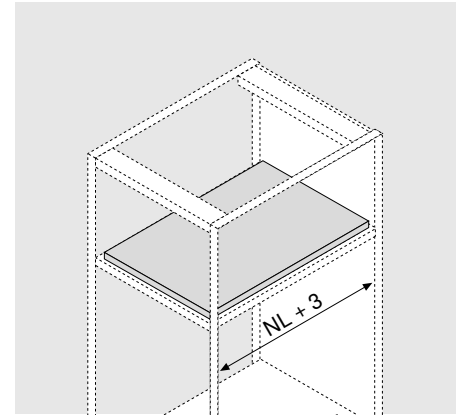
SKW Internal drawer width  
X Front thickness




## 760H – pull-out shelf – base fixing

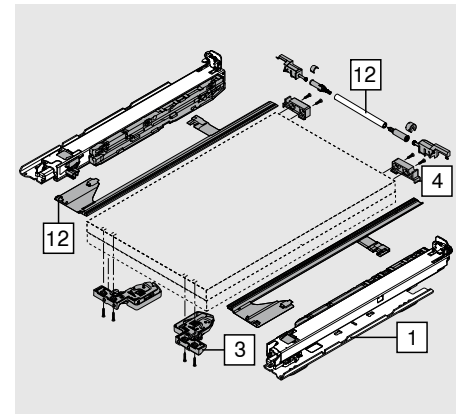



- Concealed full extension
- Includes integrated, switchable BLUMOTION S for soft and effortless closing, and can be combined with SERVO-DRIVE or TIP-ON BLUMOTION
- Synchronised feather-light glide
- BLUMATIC self-closing feature
- Tool-free side, height and tilt adjustment
- Optional tool-free depth adjustment
- Built-in width and depth tolerance compensation
- For base fixing/fixed shelf fixing
- Cannot be combined with pull-out shelf lock




### Ordering information


1	Left/right runners for base fixing	
		BLUMOTION S*
	NL (mm)	40 kg
	350	760H3500SU
	400	760H4000SU
	450	760H4500SU
	500	760H5000SU
*Suitable for SERVO-DRIVE and TIP-ON BLUMOTION		



3	Locking device left/right		
	Material	Nylon/steel	
	Colour	Orange	
	Left/right must be ordered separately		T51.7601

4	Back fixing bracket	
	Material	Nylon
	Colour	Natural
	T51.7000.01	

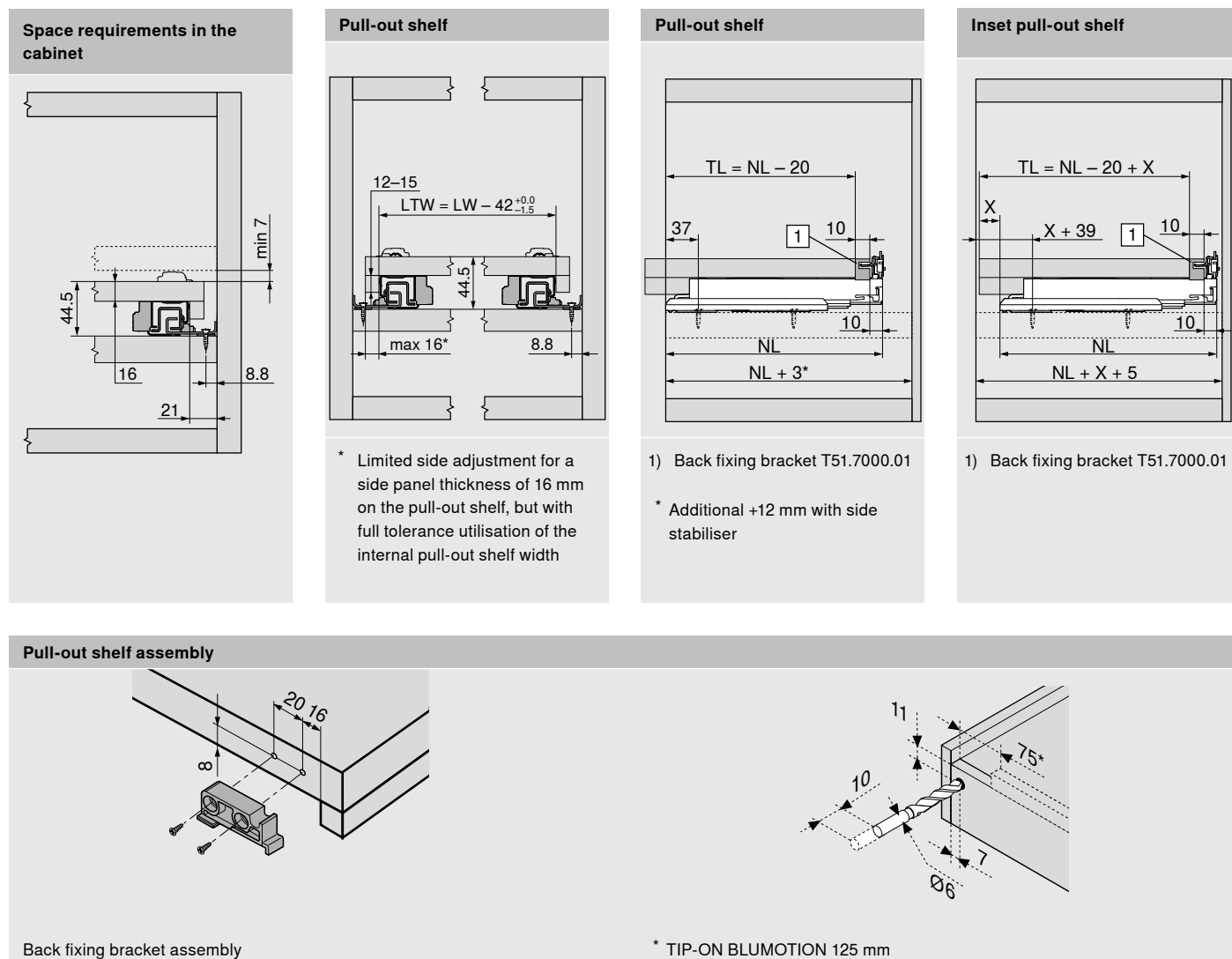
### Accessories

12	Side stabiliser set		
	For KB 1400 mm for cutting to size		
	For NL up to (mm)		
	400		ZS7M400MU
	600		ZS7M600MU
	750		ZS7M750MU
	Shaft cutting dimensions: Internal cabinet width (LW) – 315 mm		
	Gear rack cutting: NL + 10 mm		

NL Nominal length

## 760H – pull-out shelf – base fixing

### Planning




LTW Internal pull-out shelf width  
LW Internal cabinet width


NL Nominal length  
TL Pull-out shelf length

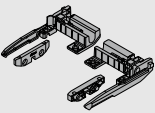
X pull-out shelf front piece thickness



## Accessories

Back fixing bracket		
	<b>Material</b>	Nylon
	<b>Colour</b>	Natural
	T51.7000.01	

Side stabiliser set		
	For KB 1400 mm for cutting to size	
	<b>For NL up to (mm)</b>	
	400	ZS7M400MU
	600	ZS7M600MU
	750	ZS7M750MU
	Shaft cutting dimensions: Internal cabinet width (LW) – 315 mm	
	Gear rack cutting: NL + 10 mm	

Pull-out shelf lock (set)		
	<b>Material</b>	Nylon
	<b>Colour</b>	Orion grey matt
	<b>Consisting of:</b> 2xlocking unit* 2xlatching element 1x installation instructions	
	295H5700	
	Fixing with chipboard screws Ø 3.5 x 15 mm, part no. 609.1500 or system screws, part no. 661.1450.HG	
	*Fixing only possible with chipboard screws	

Pull-out shelf lock – synchronisation shaft		
	<b>Material</b>	Aluminium
	<b>Colour</b>	Natural
	For cutting to size	ZST.1089W
	Optional	ZST.1160W
	Suitable for cabinet width up to KB 1200 mm	
	Cutting dimensions: LW – 87 ± 1 mm	
	Pull-out shelf lock can be released with one hand thanks to synchronisation	

KB Cabinet width

LW Internal cabinet width

NL Nominal length

You can find further information on the pull-out shelf lock in EP-476 Pull-out shelf lock

# Attachment of runners – BLUMOTION S and TIP-ON

## Runner 760H – 40 kg

### NL (mm)

NL 250–270

NL 300–320

NL 350

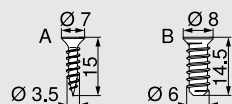
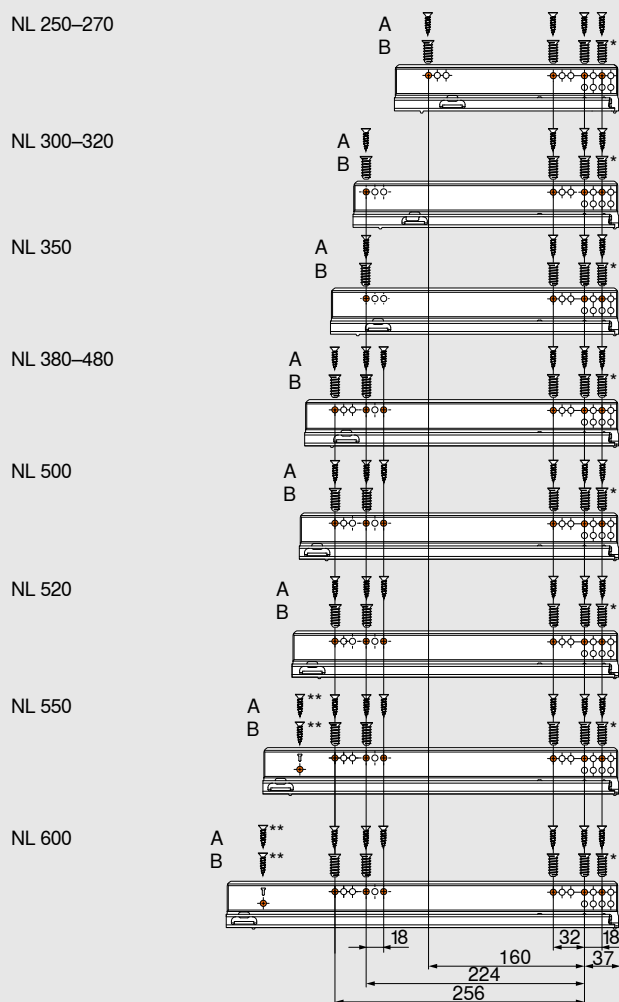
NL 380–480

NL 500

NL 520

NL 550

NL 600



A Chipboard screw Ø 3.5 x 15 mm part no. 609.1500

B System screw Ø 6 x 14.5 mm part no. 661.1450.HG

\*Can be replaced with chipboard screw Ø 4 x 15 mm

\*\*Rearmost fixing position ensures optimal stability.

## Runner 766H – 60/70 kg

### NL (mm)

NL 450

NL 500

NL 520

NL 550

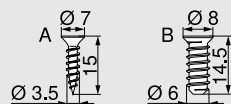
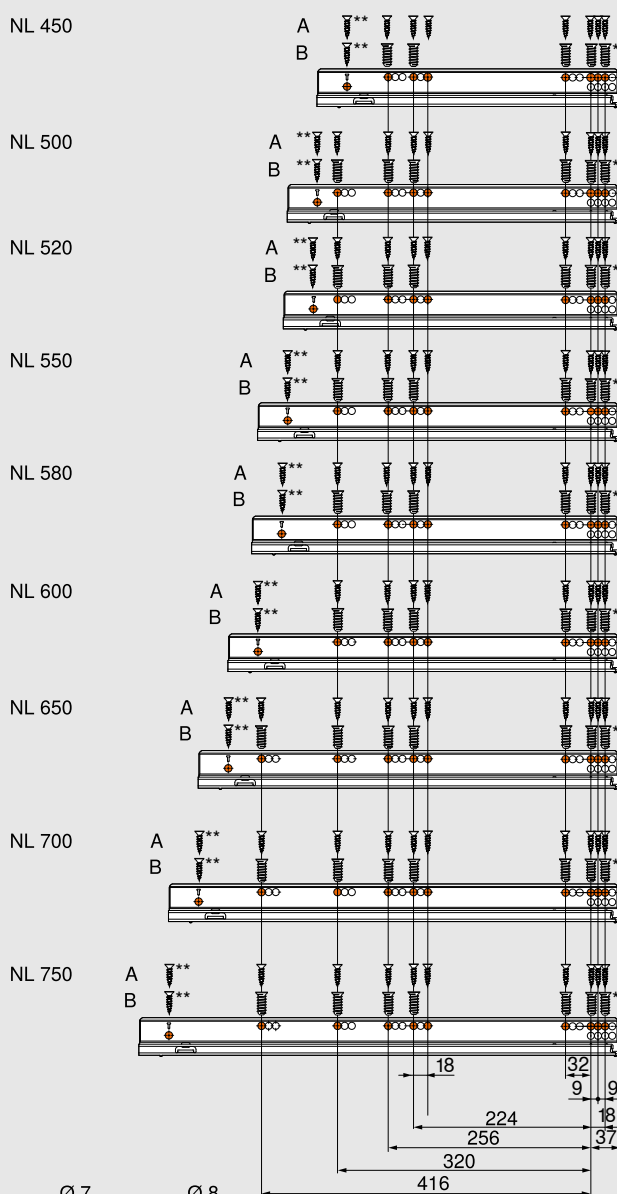
NL 580

NL 600

NL 650

NL 700

NL 750



A Chipboard screw Ø 3.5 x 15 mm part no. 609.1500

B System screw Ø 6 x 14.5 mm part no. 661.1450.HG

\*Can be replaced with chipboard screw Ø 4 x 15 mm

\*\*Rearmost fixing position ensures optimal stability.

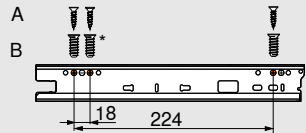


## Attachment of runners – base fixing

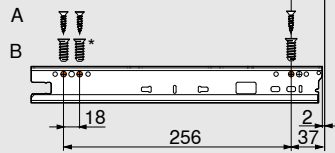
### Runner – 760H – 40 kg

#### NL (mm)

NL 350–450



NL 500



A Chipboard screw Ø 3.5 x 15 mm part no. 609.1500

B System screw Ø 6 x 14.5 mm part no. 661.1450.HG

\*Can be replaced with chipboard screw Ø 4 x 15 mm

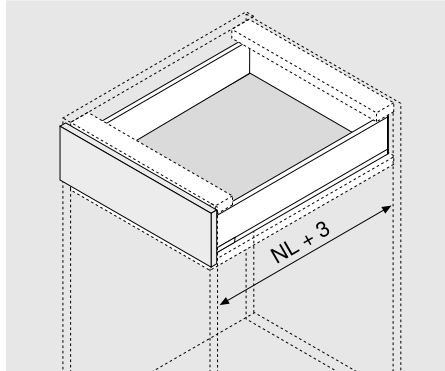
NL Nominal length

## TIP-ON BLUMOTION

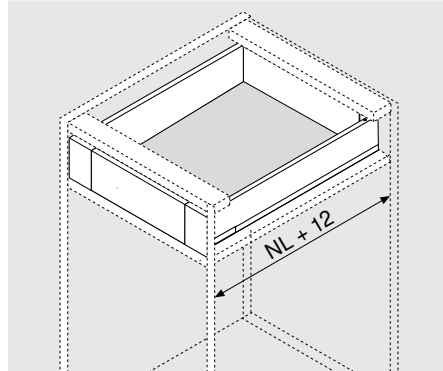


- TIP-ON mechanical opening support system combined with BLUMOTION for soft and effortless closing
- Dynamic carrying capacity of 40 kg and 70 kg
- Synchronised feather-light glide
- Small minimum front gap of just 2.5 mm
- Extensive trigger range
- Synchronisation with internal cabinet width of 265 mm or more
- 4-dimensional front adjustment option

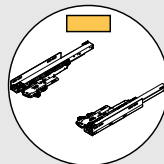
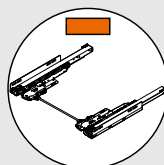
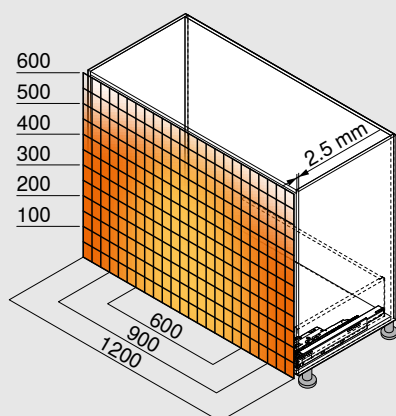
Drawer/high fronted pull-out



Inner drawer/pull-out



### TIP-ON BLUMOTION synchronisation

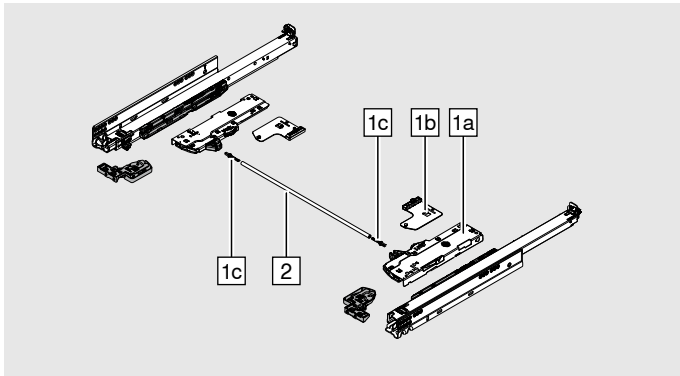


An extensive trigger range is achieved even with a small minimum front gap of 2.5 mm. To achieve optimal function and to extend the trigger range, we recommend using a synchronisation linkage.

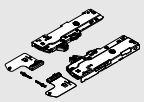
- With synchronisation
- Without synchronisation

Example for 760H, nominal length NL 500 mm, four sided drawer, with and without synchronisation


## TIP-ON BLUMOTION





Make the right calculations for your TIP-ON BLUMOTION unit using the product configurator: [www.blum.com/configurator](http://www.blum.com/configurator)

1	TIP-ON BLUMOTION set			
	<b>Consisting of:</b>			
	1a	2 x	TIP-ON BLUMOTION unit	
	1b	2 x	TIP-ON BLUMOTION latch	
	1c	2 x	synchronisation adapter	
	NL (mm)	Unit	Weight (kg)*	
	270–320	S0	≤ 10	T60L7040
		S1	> 10–20	T60L7140
	350–750	L1**	≤ 20	T60L7340
		L3	15–40	T60L7540
		L5***	35–70	T60L7570

## Accessories

TIP-ON BLUMOTION synchronisation adapter		
	Symmetrical	
	When used with 2, two pieces required each time	
	LW ≥ 314 mm	T60.000D

TIP-ON BLUMOTION front gap template		
	For adjusting the front gap to 2.5 mm on both sides	
		65.5631
	Use of the front gap template is recommended!	

2	TIP-ON BLUMOTION synchronisation linkage		
	Possible for LW ≥ 314 mm		
	Suitable for LW up to 1370 mm		
			T60.1125W
	Shaft cutting: LW - 267 mm		
To optimise the function and trigger range, we generally recommend using synchronisation.			

## For short LWs (alternative to 2)

	TIP-ON BLUMOTION one-part synchronisation		
	Symmetrical		
	LW 265–313 mm		T60.300D
	Cutting: LW - 241 mm		

LW Internal cabinet width  
NL Nominal length

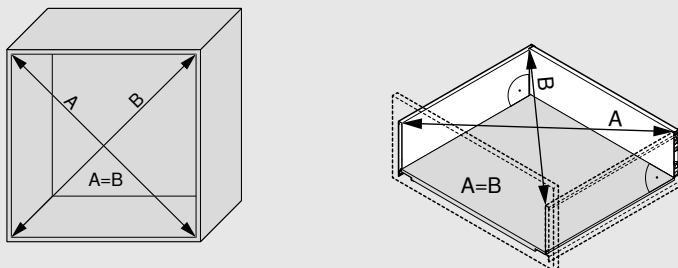
- \* Recommended weight ranges (total weight of pull-out) for optimum opening and closing function  
 \*\* Can only be combined with 40 kg runner (760H)  
 \*\*\* Can only be combined with 60/70 kg runner (766H)



## TIP-ON BLUMOTION

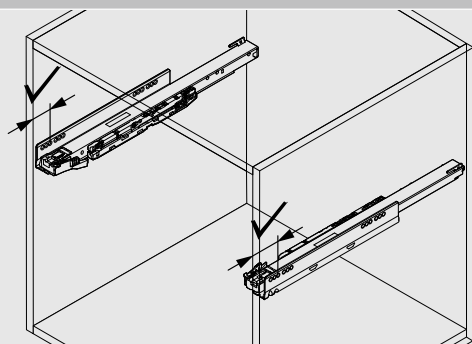
### Planning

#### Furniture construction



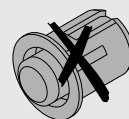
Precise manufacturing is required to ensure a front gap of at least 2.5 mm. This means that the construction must adhere to the dimensions and angles planned.

#### Depth position



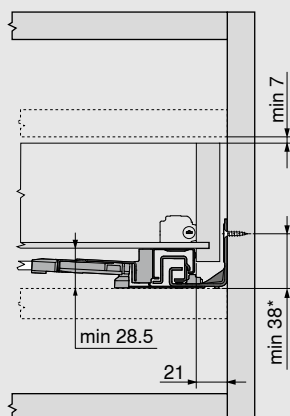
Ensure that both runners are positioned at the correct depth.

#### Front assembly



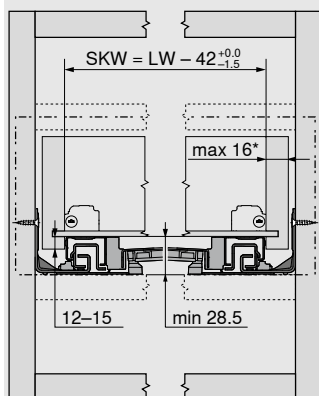
Bumpers must not be installed for TIP-ON BLUMOTION!

#### Space requirements in the cabinet



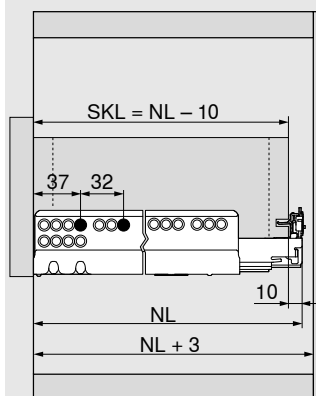
\* + 1 mm for assembly of the runners prior to cabinet assembly

#### Drawer/inner drawer

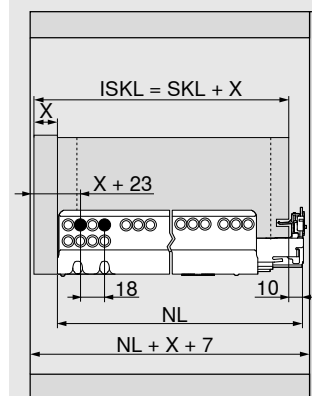


\* Limited side adjustment for a drawer side panel thickness of 16 mm, but with full tolerance utilisation of the internal drawer width

#### Drawer



#### Inner drawer

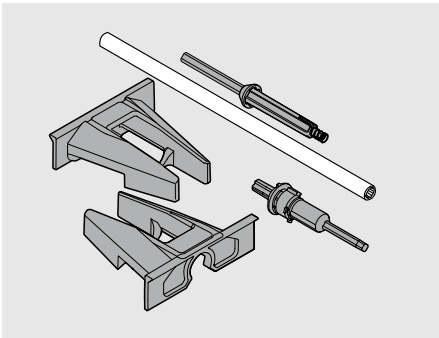


ISKL Inner drawer length  
LW Internal cabinet width

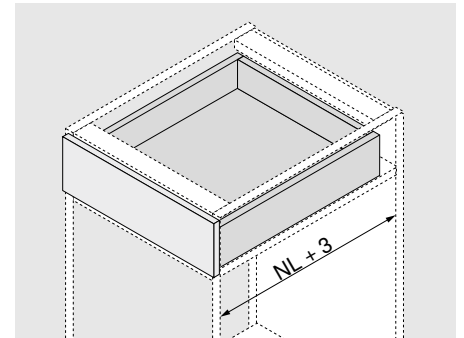
NL Nominal length  
SKL Drawer depth

SKW Internal drawer width  
X Front thickness

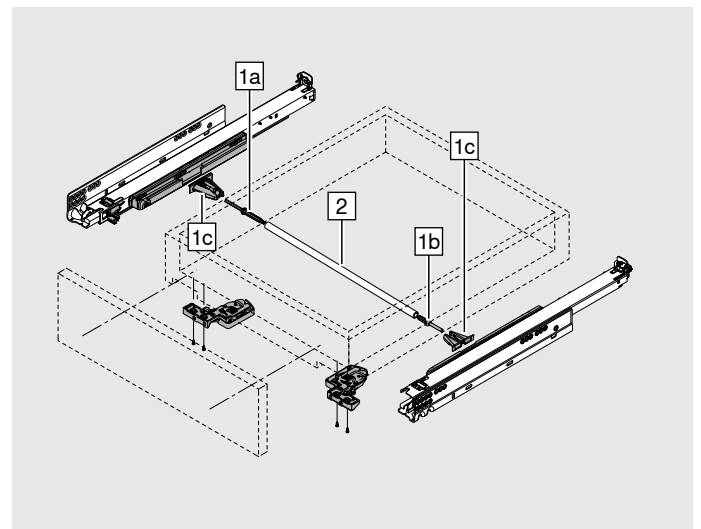
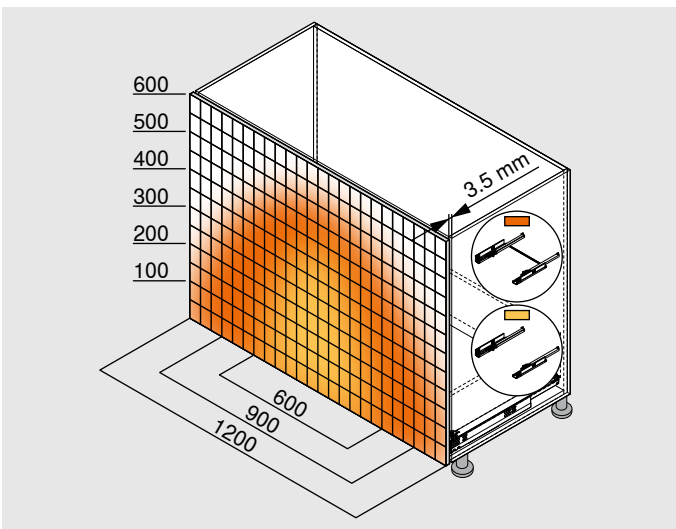
## TIP-ON synchronisation



- Synchronisation for secure opening and closing for MOVENTO with TIP-ON
- To enlarge the trigger range on the pull-out front
- Recommended for cabinet widths of 600 mm or more
- Front gap 3.5 mm



## TIP-ON synchronisation



## Order specification

1	TIP-ON synchronisation pinion set	
	<b>Consisting of:</b>	
	1a   1 x locking device	
	1b   1 x overload locking device	
	1c   2 x attachments	
	<b>Colour</b>	RAL 7037 dust grey
	<b>Version</b>	Round
		<b>T57.7400.01</b>
2	TIP-ON synchronisation linkage	
	<b>Material</b>	Aluminium
	<b>Version</b>	Round
	For cutting to size, 1160 mm	<b>ZST.1160W</b>
	Shaft cutting: LW - 249 mm	

LW Internal cabinet width  
NL Nominal length  
KB Cabinet width



Assembly, adjustment and removal  
[www.blum.com/movento1](http://www.blum.com/movento1)



All content is copyrighted by Blum.  
Subject to technical modifications and changes to the range without notice.  
IDNR: 000.000.0 · EP-542/2 EN-ID/01.23

PT. Blum Furniture Hardware Indonesia  
ICE Business Park BSD  
Blok A No. 1 & 2  
Jl. BSD Grand Boulevard  
Tangerang 15339, Indonesia  
Ph. +62 21 3972 1050  
E-mail: [info.id@blum.com](mailto:info.id@blum.com)

Julius Blum GmbH  
Furniture Fittings Mfg.  
6973 Höchst, Austria  
Tel.: +43 5578 705-0  
Fax: +43 5578 705-44  
E-mail: [info@blum.com](mailto:info@blum.com)  
[www.blum.com](http://www.blum.com)

Our sites in Austria, Poland and China are certified to the international standards mentioned below.  
Our site in the USA is certified to ISO 9001.  
Our site in Brazil is certified to ISO 9001, ISO 14001 and ISO 45001.



**ISO 9001**  
Certified Quality  
System



**ISO 14001**  
Certified Environmental  
System



**ISO 50001**  
Certified Energy  
System

 **blum**®