



COMPACT 38B

Planning

Inward opening furniture door	
	<p>Hinge dimensions and gap calculation based on factory setting * prevent collision</p> <p>F Due to the size of the door, we recommend min 2 mm gap on all four sides.</p> <p>** A door stop must be fitted to the side opposite the hinges when implementing an inward opening door (installed by furniture manufacturer). This ensures that the door cannot be misused and opened outwards.</p> <p>FB Front width</p>
Inward door projection	
	<p>FR = Front width - 48</p> <p>FR Inward door projection</p>
Number of hinges	
<ul style="list-style-type: none">Door weight up to 22 kg: 5 hingesDoor weight up to 27 kg: 6 hingesDoor weight up to 32 kg: 7 hinges <p>Application is tested with 80.000 opening and closing cycles</p>	
Note	
<p>If COMPACT 38B is used in furniture that can be accessed or reached by small children, we recommend "Door opening inward with CLIP top BLUMOTION I CLIP top 110°".</p>	
Screw-on assembly	Hinge boss dimensions
Adjustment	
	max. ± 2.0 mm
	± 1.6 mm

Julius Blum GmbH
6973 Höchst, Austria
Tel.: +43 5578 705-0
Fax: +43 5578 705-44
E-mail: info@blum.com
www.blum.com

Our sites in Austria, Poland and China are certified to the international standards mentioned below.
Our site in the USA is certified to ISO 9001.
Our site in Brazil is certified to ISO 9001, ISO 14001 and ISO 45001.



Look for our
FSC™-certified
products



All content is copyrighted by Blum.
Subject to technical modifications and changes to the range without notice.
IDNR: 7007771 · FO-1912 EN-AL/04_24

Inward opening furniture door

Interesting design solutions
for small and large spaces

Technical data sheet

www.blum.com

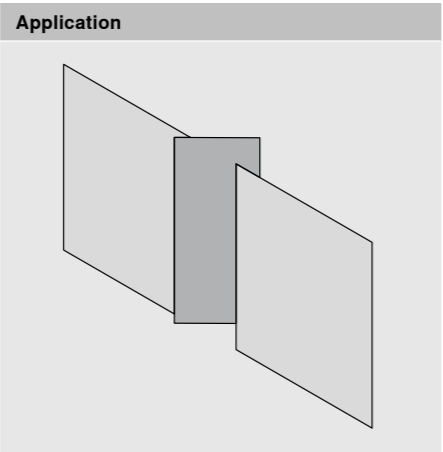


CLIP top BLUMOTION | CLIP top 110°

Product



- CLIP top BLUMOTION with integrated soft-close mechanism (can be deactivated)
- Suitable for the construction of cabinets with inward-opening doors
- For door widths up to 900 mm
- 3-dimensional front adjustment
- Convenient spiral-screw side adjustment
- Tool-free assembly and removal of the front
- With INSERTA tool free hinge to door assembly
- Boss drilling on the cabinet



Ordering information

Hinge with double cranked hinge arm			
	Boss		
	INSERTA		
Hinge	Spring	Colour	
CLIP top BLUMOTION	●	NI ONS	71B3790
CLIP top	●	NI	71T3790

	Boss		
	Screw-on		
Hinge	Spring	Colour	
CLIP top BLUMOTION	●	NI ONS	71B3750
CLIP top	●	NI	71T3750

	Boss		
	Knock-in		
Hinge	Spring	Colour	
CLIP top BLUMOTION	●	NI	71B3780
CLIP top	●	NI	71T3780

- With spring
- NI Nickel plated
- ONS Onyx black

Accessories			
		Hinge boss cover cap	
Hinge	Colour		
CLIP top BLUMOTION	NI ONS		70T3504
CLIP top	NI		70T3504

		Hinge boss spacer	
Hinge	Spacing (mm)		
CLIP top BLUMOTION	1.5		70T3507.21
CLIP top	1.5		70T3507.21

		Chipboard screw	
Ø (mm)	Length (mm)		
3.5	15		609.1500
3.5	17		609.1700

		Insertion ram	
Colour	Material		
Orange	Nylon		MZM.0040




		Hinge arm cover cap	
Print/ stamp	Logo	Colour	
Plain	—	NI ONS	70.1663
Stamped	Blum	NI	70.1663.BP

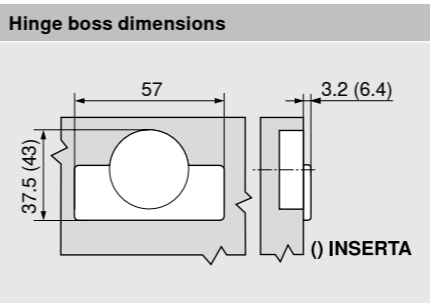
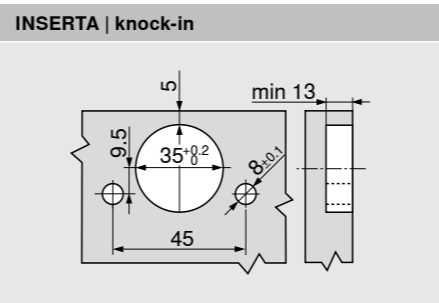
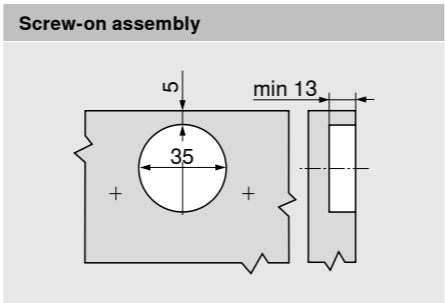
CLIP top BLUMOTION | CLIP top 110°

Planning

Inward opening furniture door	
	Hinge dimensions based on factory setting (mounting plate spacing = 0 mm) F Due to the size of the door, we recommend min 2 mm gap on all four sides. ** We recommend fitting a door stop to the side opposite the hinges when implementing an inward opening door (to be provided by furniture manufacturer). This ensures that the door cannot be misused and opened outwards. FB Front width
Fixing position horizontal mounting plate with dimension 20/32	Fixing position cruciform mounting plate with dimension 37/32
X = FU - 53.5	
FR = Front width - FU - 3	F Gap
FU Front protrusion	FR Inward door projection

Number of hinges
<ul style="list-style-type: none">Door weight up to 22 kg: 5 hingesDoor weight up to 27 kg: 6 hingesDoor weight up to 32 kg: 7 hinges
Application is tested with 80.000 opening and closing cycles

Adjustment	
	max. ± 3.0 mm See mounting plates
	+ 2.0 mm – 3.0 mm
	± 2.0 mm

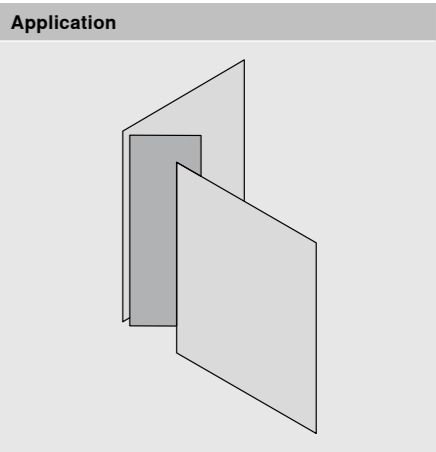


COMPACT 38B

Product



- COMPACT with closing mechanism (spring)
- Suitable for the construction of cabinets with inward-opening doors
- One-piece hinge including mounting plate
- For door widths up to 800 mm
- Two-dimensional front adjustment



Ordering information

Screw-on hinge			
		Screw-on	
Hinge	Spring	Colour	
COMPACT	●	NI	38B355AF22
● With spring			
NI Nickel plated			

Accessories		
		Chipboard screw
Ø (mm)	Length (mm)	
3.5	15	609.1500
3.5	17	609.1700