

# SPACE TOWER for LEGRABOX

[www.blum.com](http://www.blum.com)



## Pantry

### More space in the kitchen

SPACE TOWER can be accessed with impressive ease, provides ample space and can be tailored to customer's individual needs. This practical cabinet solution provides optimum support for everyday kitchen use

**Flexible access:** Thanks to full extension, even provisions stored in the furthest corner are easy to access; from the left, right and even the front

**Flexible storage:** Inner dividing systems allow you to arrange your storage space, ensuring better organisation and visibility

**Flexible design:** Ideal for kitchens of any size; Single door kitsets for widths of 275 - 600 mm or double door kitsets for widths of 601-1200 mm

Available in Silk white, Orion grey, Terra black or Anti-fingerprint Stainless Steel



Gallery or Design Element front options above

Blum New Zealand Ltd: [info.nz@blum.com](mailto:info.nz@blum.com), [www.blum.com](http://www.blum.com)

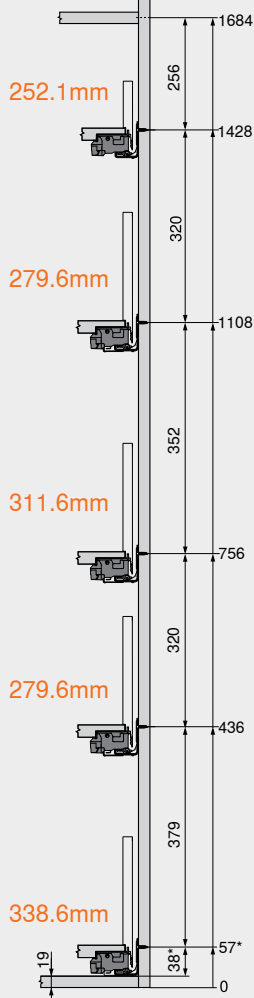
North Island: 621 Rosebank Road, Avondale, Auckland 1026, 09 820-5051 | South Island: 27 Dalziel Place, Woolston, Christchurch 8023, 03 379-4984

# SPACE TOWER for LEGRABOX



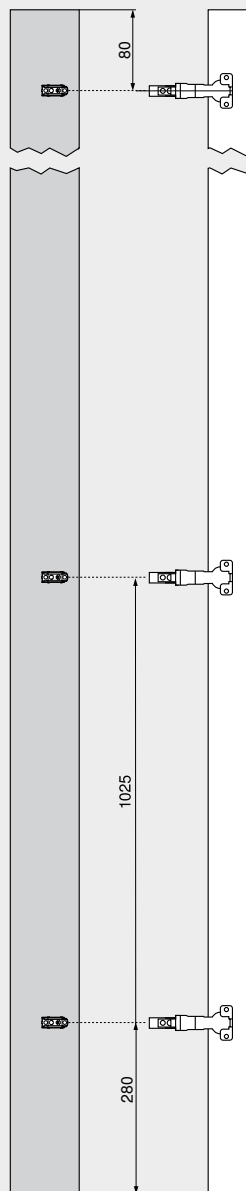
## Recommended positioning in the cabinet

### Stacking heights

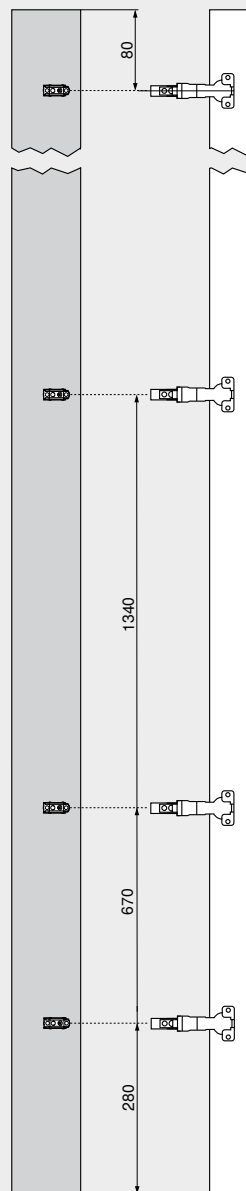


\* + 1 mm if cabinet profiles are installed before the cabinet is assembled

## Recommended drilling dimensions - front



## Recommended drilling dimensions - front



## Recommendation

Planning guide to suit low  
toe kicks.

Customisable, ask your Cabinet  
Maker or Kitchen Designer for  
the finished height and spacing  
which is right for you!

In high cabinets, a shelf at the highest  
level is the most practical solution.

The inner drawer allows access  
from the side. If the inner drawer  
is implemented with a higher back,  
stored goods are prevented from  
falling down the back.

The option to position the pull-outs  
at different heights within the cabinet  
guarantees that no items will be too  
tall to be stored inside.

The soft-close CLIP top 155°  
BLUMOTION hinge without door  
protrusion allows the cabinet width to  
be put to optimal use.

If the hinges are mounted above the  
pull-outs, the lowest pull-out can be  
inserted right at the bottom, turning  
even those last few centimetres into  
usable storage space.

## Number of hinges



The number of hinges depends on  
the front weight and height.

To achieve good stability, the hinge  
spacing distance should be as great  
as possible.

Information on weight and height  
relates to front widths of 600 mm.

