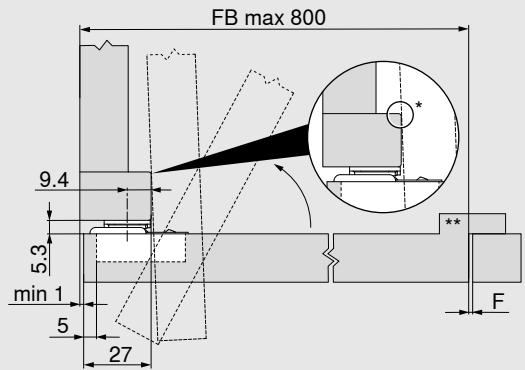


COMPACT 38B

Planning

**Inward opening furniture door**



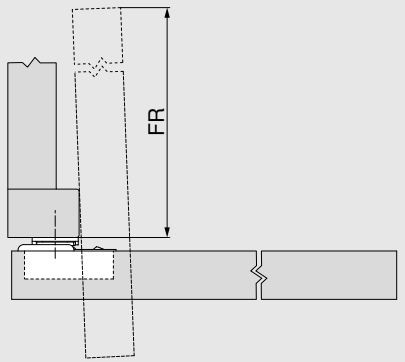
Hinge dimensions and gap calculation based on factory setting  
\* prevent collision

F Due to the size of the door, we recommend min 2 mm gap on all four sides.

\*\* A door stop must be fitted to the side opposite the hinges when implementing an inward opening door (installed by furniture manufacturer). This ensures that the door cannot be misused and opened outwards.

FB Front width

**Inward door projection**



FR = Front width - 48  
FR Inward door projection

**Number of hinges**

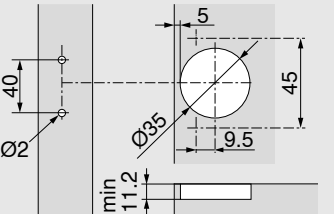
- Door weight up to 22 kg: 5 hinges
- Door weight up to 27 kg: 6 hinges
- Door weight up to 32 kg: 7 hinges

Application is tested with 80.000 opening and closing cycles

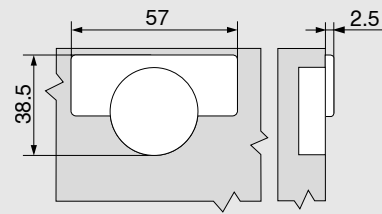
**Note**

If COMPACT 38B is used in furniture that can be accessed or reached by small children, we recommend "Door opening inward with CLIP top BLUMOTION I CLIP top 110°".

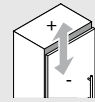
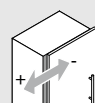
**Screw-on assembly**



**Hinge boss dimensions**



**Adjustment**

	max. ± 2.0 mm
	± 1.6 mm

Blum U.K.  
Mandeville Drive  
Kingston, Milton Keynes  
GB-Buckinghamshire MK10 0AW  
Tel.: 01908 285700  
Fax: 01908 285701  
E-mail: [info.uk@blum.com](mailto:info.uk@blum.com)

Julius Blum GmbH  
6973 Höchst, Austria  
Tel.: +43 5578 705-0  
Fax: +43 5578 705-44  
E-mail: [info@blum.com](mailto:info@blum.com)  
[www.blum.com](http://www.blum.com)

Our sites in Austria, Poland and China are certified to the international standards mentioned below.  
Our site in the USA is certified to ISO 9001.  
Our site in Brazil is certified to ISO 9001, ISO 14001 and ISO 45001.



Look for our  
FSC™-certified  
products



All content is copyrighted by Blum.  
Subject to technical modifications and changes to the range without notice.  
IDNr: 000.0000 · FO-191/2 EN-GB/04\_24

# Inward opening furniture door

Interesting design solutions  
for small and large spaces

Technical data sheet

[www.blum.com](http://www.blum.com)

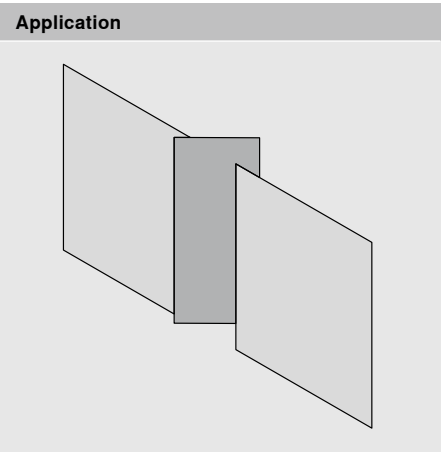


CLIP top BLUMOTION | CLIP top 110°

Product



- CLIP top BLUMOTION with integrated soft-close mechanism (can be deactivated)
- Suitable for the construction of cabinets with inward-opening doors
- For door widths up to 900 mm
- 3-dimensional front adjustment
- Convenient spiral-screw side adjustment
- Tool-free assembly and removal of the front
- With INSERTA tool free hinge to door assembly
- Boss drilling on the cabinet



Ordering information

Hinge with double cranked hinge arm			
	Boss		
	INSERTA		
Hinge	Spring	Colour	
CLIP top BLUMOTION	●	NI   ONS	71B3790
CLIP top	●	NI	71T3790

	Boss		
	Screw-on		
Hinge	Spring	Colour	
CLIP top BLUMOTION	●	NI   ONS	71B3750
CLIP top	●	NI	71T3750

	Boss		
	Knock-in		
Hinge	Spring	Colour	
CLIP top BLUMOTION	●	NI	71B3780
CLIP top	●	NI	71T3780

- With spring
- NI Nickel plated
- ONS Onyx black

Accessories			
	Hinge boss cover cap		
Hinge	Colour		
CLIP top BLUMOTION	NI   ONS		70T3504
CLIP top	NI		70T3504

	Hinge boss spacer		
Hinge	Spacing (mm)		
CLIP top BLUMOTION	1.5		70T3507.21
CLIP top	1.5		70T3507.21

	Chipboard screw		
Ø (mm)	Length (mm)		
3.5	15		609.1500
3.5	17		609.1700

	Insertion ram		
Colour	Material		
Orange	Nylon		MZM.0040

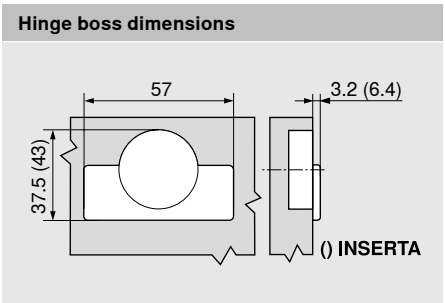
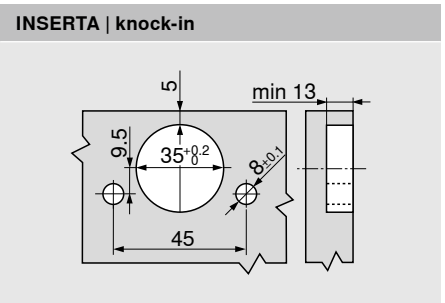
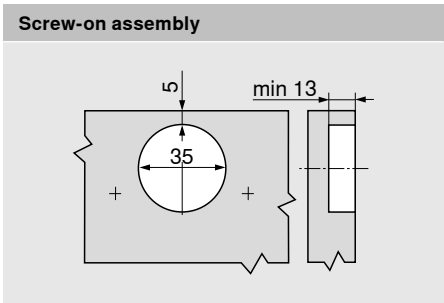
	Hinge arm cover cap		
Print/ stamp	Logo	Colour	
Plain	—	NI   ONS	70.1663
Stamped	Blum	NI	70.1663.BP

CLIP top BLUMOTION | CLIP top 110°

Planning

Inward opening furniture door	
	Hinge dimensions based on factory setting (mounting plate spacing = 0 mm)  F Due to the size of the door, we recommend min 2 mm gap on all four sides.  ** We recommend fitting a door stop to the side opposite the hinges when implementing an inward opening door (to be provided by furniture manufacturer). This ensures that the door cannot be misused and opened outwards.  FB Front width
Fixing position horizontal mounting plate with dimension 20/32	Fixing position cruciform mounting plate with dimension 37/32
X = FU - 53.5	X = FU - 38.5
FR = Front width - FU - 3	F Gap
FU Front protrusion	FR Inward door projection

Number of hinges
<ul style="list-style-type: none"><li>Door weight up to 22 kg: 5 hinges</li><li>Door weight up to 27 kg: 6 hinges</li><li>Door weight up to 32 kg: 7 hinges</li></ul>
Application is tested with 80.000 opening and closing cycles

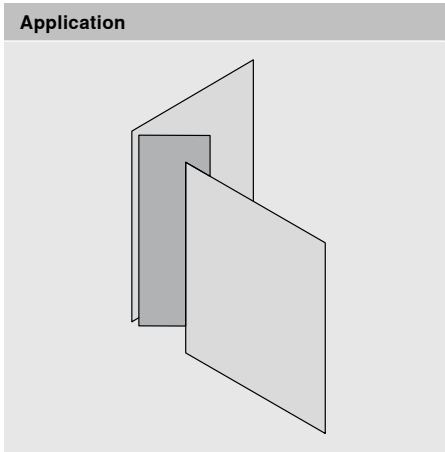


COMPACT 38B

Product



- COMPACT with closing mechanism (spring)
- Suitable for the construction of cabinets with inward-opening doors
- One-piece hinge including mounting plate
- For door widths up to 800 mm
- Two-dimensional front adjustment



Ordering information

Screw-on hinge			
	Screw-on		
Hinge	Spring	Colour	
COMPACT	●	NI	38B355AF22
● With spring			
NI Nickel plated			

Accessories		
	Chipboard screw	
Ø (mm)	Length (mm)	
3.5	15	609.1500
3.5	17	609.1700